



ARMY CODE No.  
**14887**

(Revised 1970)

**CHASSIS, TRAILER,  $\frac{3}{4}$  TON, 2 WHLD.**

(SUPERSEDES W.O. CODE No. 13611 and ARMY CODE No. 14518)

**ILLUSTRATED PARTS CATALOGUE**

**DIRECTOR OF ORDNANCE SERVICES**

**MINISTRY OF DEFENCE**

**DECEMBER 1970**

ILLUSTRATED AND PRINTED BY THE QUALITY ASSURANCE DIRECTORATE (FIGHTING VEHICLES AND ENGINEER EQUIPMENT)

RESTRICTED

RESTRICTED

ADDITIONAL DETAIL

CHASSIS, TRAILER, 3/4 TON, 2 WHEELED

FV2360 SERIES

USED WITH

CARGO BODIES - FV2361

COMPRESSOR P45

GENERATING SET, 5KVA - FV2364

GENERATOR SET, AC208V - FV2368

HOMING BEACON INSTALLATION, USD/501 DRONE SYSTEM

LUBRICATING AND SERVICING UNIT, POWER OPERATED

SIGNALS SPECIALIST BODY - FV2367

TEST EQUIPMENT, GUIDED MISSILE

WATER PURIFICATION UNIT, 1000 gph

WATER TANK, 100 GALLONS MK 1 - FV2362

Vehicle Code No. 2855-0790

## AMENDMENT RECORD

AL number	Date of incorporation	Signature	AL number	Date of incorporation	Signature
1			31		
2			32		
3			33		
4			34		
5			35		
6			36		
7			37		
8			38		
9			39		
10			40		
11			41		
12			42		
13			43		
14			44		
15			45		
16			46		
17			47		
18			48		
19			49		
20			50		
21			51		
22			52		
23			53		
24			54		
25			55		
26			56		
27			57		
28			58		
29			59		
30			60		


R E S T R I C T E D

P R E F A C E

1. This Illustrated Spare Parts List has been prepared to assist Units in identifying any component part or assembly of parts likely to be required as replacements. All concerned will use the catalogue numbers and item names given in this List when demanding spare parts or when referring in correspondence to any part of the Equipment.
2. The principal difference between this List and a Comprehensive List of Component Parts (Illustrated) is that, whilst the latter covers every component of an equipment, this List includes only those items which are normally provided by R.A.O.C. or R.E.
3. The Catalogue Nos. quoted in this list will supersede any Catalogue Nos. that may have been allotted previously. Where the letters "NP" appear in the catalogue No. column this indicates that the item is non-provisioned and not normally supplied.
4. When demanding Spare Parts the following particulars must be quoted:-
  - (a) V.A.Q.S. or R.E.V.S. Section.
  - (b) Catalogue number.
  - (c) Item Name.
  - (d) Name of Equipment for which the part is required.
5. Alternatives quoted apply only to the Equipment covered by this list.
6. Certain items illustrated in this list have not been catalogued since it is considered that they will not normally be required as replacements. Should there be a requirement for any item not catalogued, demands may be submitted quoting Army Code No. of this publication, item number, plate reference and item name. Where a manufacturer's number is shown this should also be quoted.
7. Any communication regarding this list should be made to the Officer i/c, Army Cataloguing Agency (FVME), G.T.C. Site, Rochester Way, Kidbrooke, London, S.E.3. through the normal channels.
8. Amendments to this list will be notified in D.C.Is and Units concerned will indent through their Command R.A.O.C. Stationery Section or overseas equivalent for copies as required. It is essential that this list be kept fully amended and details of every amendment entered in the panel below.

RESTRICTED

# 3/4 TON TRAILER



L358/2

RESTRICTED

RESTRICTED

CONTENTS

PREFACE	...	...	...	...	...	...	...	...	...	...	ii
ADDITIONAL DETAIL	...	...	...	...	...	...	...	...	...	...	iii
LIST OF ABBREVIATIONS	...	...	...	...	...	...	...	...	...	...	v
NUMERICAL INDEX TO CATALOGUE NUMBERS	...	...	...	...	...	...	...	...	...	...	vi
NUMERICAL INDEX TO PART NUMBERS	...	...	...	...	...	...	...	...	...	...	x

Page

AXLE AND HUBS	...	...	...	...	...	...	...	...	...	...	1
CABLES AND FITTINGS	...	...	...	...	...	...	...	...	...	...	17
CARGO BODIES AND FITTINGS	...	...	...	...	...	...	...	...	...	...	28
DRAUGHT EYE - FV2330 SERIES	...	...	...	...	...	...	...	...	...	...	9
DRAUGHT EYE - FV2360 SERIES	...	...	...	...	...	...	...	...	...	...	10
EARTH LINKAGE ISOLATOR	...	...	...	...	...	...	...	...	...	...	32
FRONT SUPPORT STAND	...	...	...	...	...	...	...	...	...	...	12
FRONT AND REAR SUPPORT STANDS - MK 3	...	...	...	...	...	...	...	...	...	...	15
GUIDED MISSILE TEST EQUIPMENT BODY	...	...	...	...	...	...	...	...	...	...	31
HANDBRAKE AND OVERRUN LINKAGE	...	...	...	...	...	...	...	...	...	...	3
HOMING BEACON INSTALLATION	...	...	...	...	...	...	...	...	...	...	29
JOCKEY WHEEL	...	...	...	...	...	...	...	...	...	...	16
LIGHTS AND FITTINGS	...	...	...	...	...	...	...	...	...	...	24
REAR SUPPORT STANDS - GM EQUIPMENT	...	...	...	...	...	...	...	...	...	...	14
REAR SUPPORT STANDS - MK 1 AND MK 2	...	...	...	...	...	...	...	...	...	...	13
SIGNALS SPECIALIST BODY	...	...	...	...	...	...	...	...	...	...	33
SUSPENSIONS	...	...	...	...	...	...	...	...	...	...	7
TOWING PINNACLE	...	...	...	...	...	...	...	...	...	...	11

(NOTE:- THE TEXT DOES NOT NECESSARILY INCLUDE ALL THE ITEMS REFERENCED)

LIST OF ILLUSTRATIONS

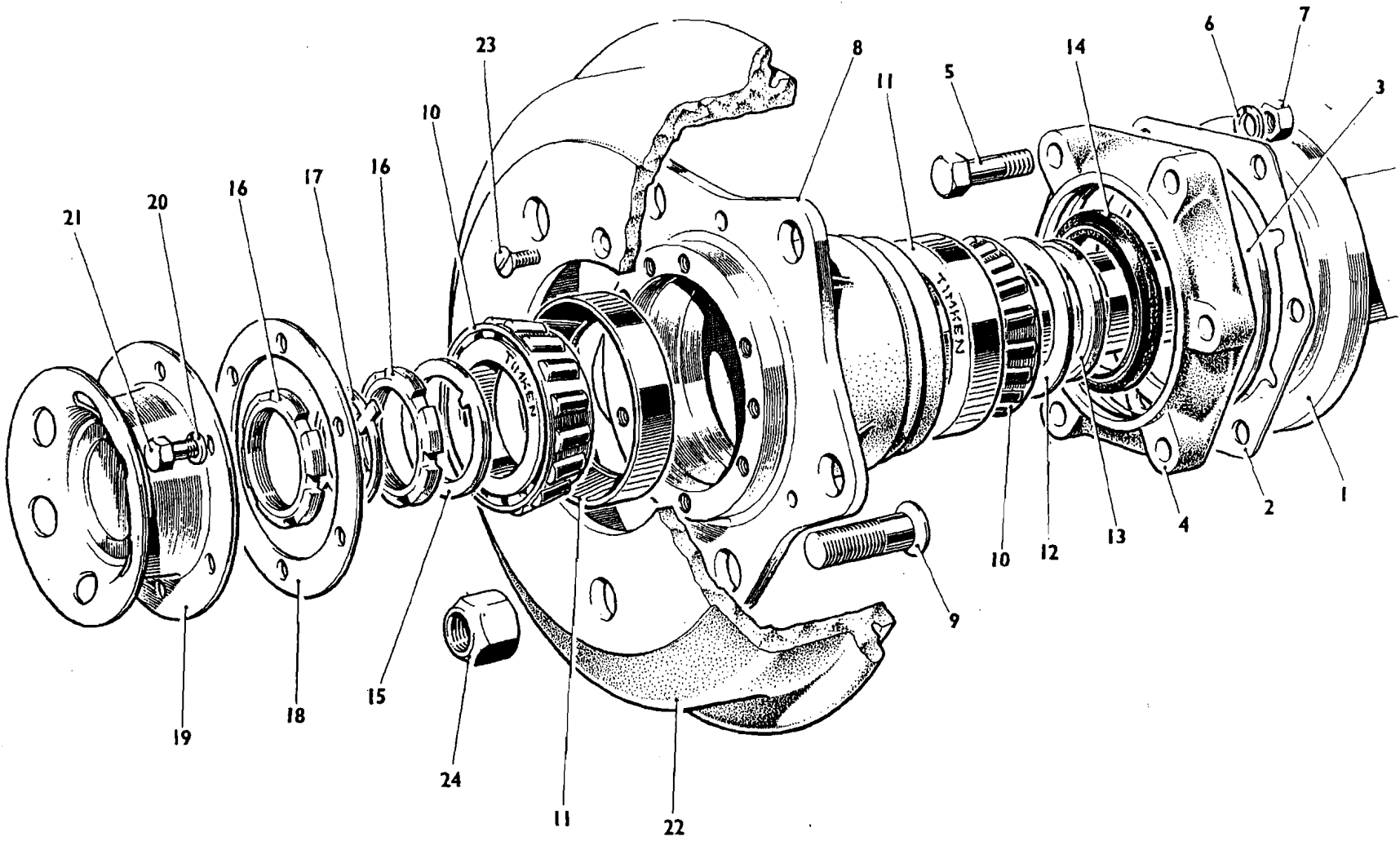
AXLE AND HUB	...	...	...	...	...	...	...	...	...	...	A
BRAKE	...	...	...	...	...	...	...	...	...	...	B
DRAUGHT EYE	...	...	...	...	...	...	...	...	...	...	F
DRAUGHT EYE	...	...	...	...	...	...	...	...	...	...	F/A
DRAUGHT EYE	...	...	...	...	...	...	...	...	...	...	F/B
FRONT SUPPORT STAND - MK 1 and MK 2	...	...	...	...	...	...	...	...	...	...	H
HANDBRAKE AND LINKAGE	...	...	...	...	...	...	...	...	...	...	C
JOCKEY WHEEL	...	...	...	...	...	...	...	...	...	...	M
OVERRUN LINKAGE	...	...	...	...	...	...	...	...	...	...	D
PANEL LIGHT	...	...	...	...	...	...	...	...	...	...	R
REAR SUPPORT STAND - GM EQUIPMENT	...	...	...	...	...	...	...	...	...	...	K
REAR SUPPORT STAND - MK 1 AND MK 2	...	...	...	...	...	...	...	...	...	...	J
ROAD SPRINGS	...	...	...	...	...	...	...	...	...	...	I
SUPPORT STAND - MK 3	...	...	...	...	...	...	...	...	...	...	L
TAILLIGHT	...	...	...	...	...	...	...	...	...	...	P
TAIL - STOPLIGHT	...	...	...	...	...	...	...	...	...	...	Q
TOWING PINNACLE	...	...	...	...	...	...	...	...	...	...	G
TRAILER SOCKET	...	...	...	...	...	...	...	...	...	...	N
TURN - SIDE LIGHT	...	...	...	...	...	...	...	...	...	...	S

Plate

RESTRICTED  
LIST OF ABBREVIATIONS

aluminium	...	...	...	...	...	...	...	...	Al
ampere	...	...	...	...	...	...	...	...	A
as required	...	...	...	...	...	...	...	...	A/R
asbestos	...	...	...	...	...	...	...	...	asb
brass	...	...	...	...	...	...	...	...	br
British Association Screw Thread	...	...	...	...	...	...	...	...	BA
British Standard Pipe Thread	...	...	...	...	...	...	...	...	BSP
cadmium plated	...	...	...	...	...	...	...	...	Cd P
complete with	...	...	...	...	...	...	...	...	c/w
corrosion resistant steel	...	...	...	...	...	...	...	...	cres
countersunk head	...	...	...	...	...	...	...	...	csk hd
diameter	...	...	...	...	...	...	...	...	dia
external	...	...	...	...	...	...	...	...	ext
fillister head	...	...	...	...	...	...	...	...	fil.hd
foot(feet)	...	...	...	...	...	...	...	...	ft
galvanised	...	...	...	...	...	...	...	...	galv
height	...	...	...	...	...	...	...	...	h
hexagon head	...	...	...	...	...	...	...	...	hex hd
inch(es)	...	...	...	...	...	...	...	...	in.
inside diameter	...	...	...	...	...	...	...	...	id
internal	...	...	...	...	...	...	...	...	int
left hand	...	...	...	...	...	...	...	...	lh
length(long)	...	...	...	...	...	...	...	...	lg
mark	...	...	...	...	...	...	...	...	Mic
maximum	...	...	...	...	...	...	...	...	max
millimetre(s)	...	...	...	...	...	...	...	...	mm
number(s)	...	...	...	...	...	...	...	...	no.
outside diameter	...	...	...	...	...	...	...	...	od
phosphated	...	...	...	...	...	...	...	...	phos
phosphor bronze	...	...	...	...	...	...	...	...	Phos.B
polyvinyl chloride	...	...	...	...	...	...	...	...	PVC
right hand	...	...	...	...	...	...	...	...	rh
round head	...	...	...	...	...	...	...	...	rd hd
section	...	...	...	...	...	...	...	...	sect.
small bayonet cap	...	...	...	...	...	...	...	...	SBC
small centre contact	...	...	...	...	...	...	...	...	SCC
square	...	...	...	...	...	...	...	...	sq
standard wire gauge	...	...	...	...	...	...	...	...	SWG
synthetic	...	...	...	...	...	...	...	...	syn
thick(ness)	...	...	...	...	...	...	...	...	thk
threads per inch	...	...	...	...	...	...	...	...	tpi
Unified Fine Thread	...	...	...	...	...	...	...	...	UNF
Unified Special Thread	...	...	...	...	...	...	...	...	UNS
volt(s)	...	...	...	...	...	...	...	...	V
watt(s)	...	...	...	...	...	...	...	...	W
with	...	...	...	...	...	...	...	...	w/

A



RESTRICTED

AXLE AND HUB

RESTRICTED

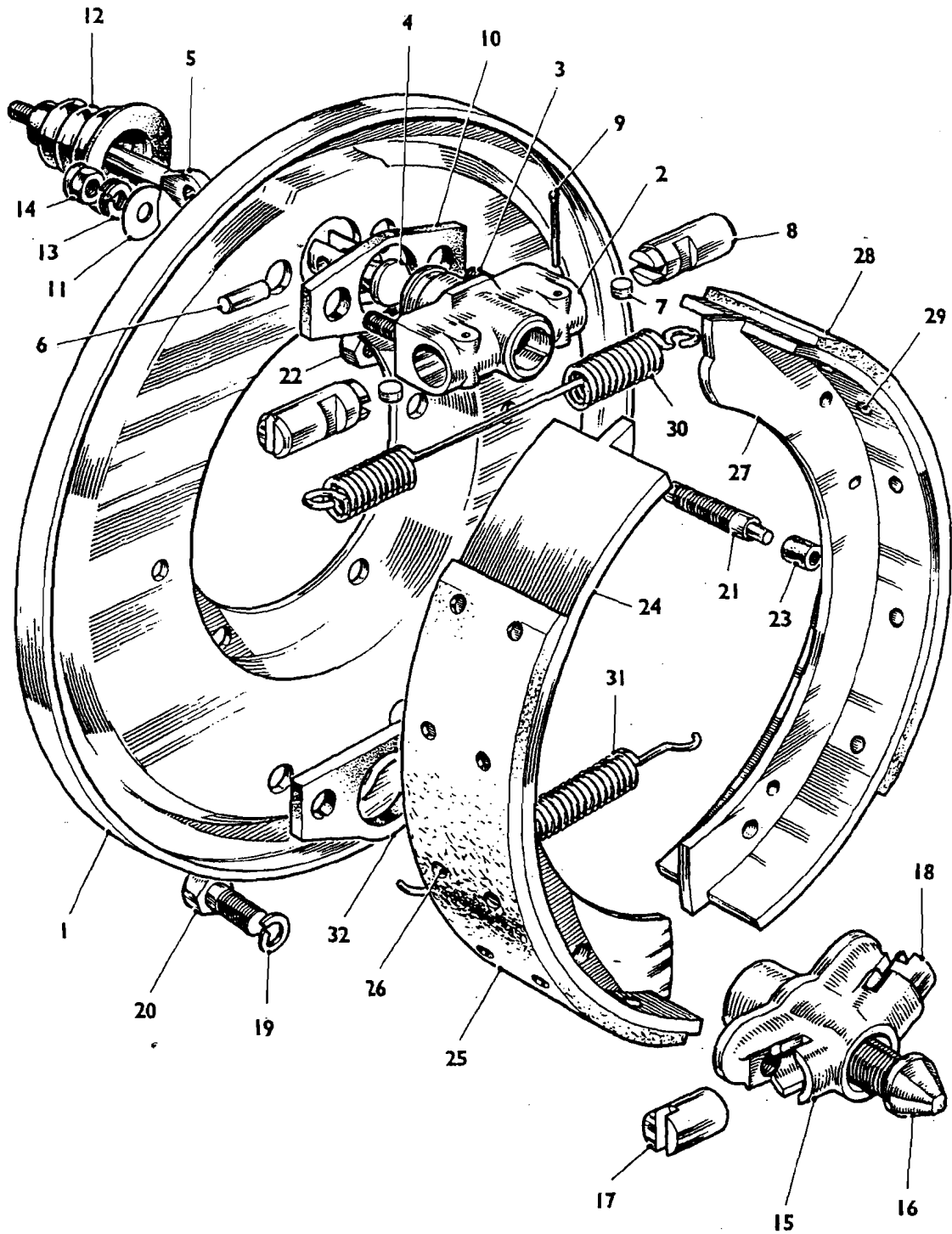
L358/3A  
Amat 14887-2



Item No.	Catalogue Number	Item Name	Item Description	No. Off	Plate Ref.	Drawing No.	Remarks
1						A	
2		TRAILERS, 3/4 TON, 2 WHEELED,					
3		MK 1, Mk 2 AND Mk 3					
4	LV9BTR/2530-99-848-9312	AXLE AND WUBS - AXLE, VEHICULAR, NON-DRIVING	Mk 1 and Mk 2	1	1	FV12051	) FV2330 ) Series
5	LV9BTR/2530-99-873-2249	AXLE, WELDED ASSEMBLY	Mk 3	1		FV556062	)FV2360 )Series
6	LV9BLC/2530-99-848-1518	GASKET	paper	2	2	FV15301	
7	LV9BLC/5330-99-848-1519	WASHER, NONMETALLIC	leather, 3.589 in. id x 4.218 in. od x 0.117 in. thk	2	3	FV15302	
8	LV9BLR/2530-99-820-5007	DEFLECTOR, DIRT AND LIQUID		2	4	FV746828	
9	G1/5306-99-941-0314	BOLT, MACHINE	UNF, steel, hex hd, zinc coated, 3/8 in. x 1-3/4 in. lg	12	5		
10	G1/5310-99-944-0550	WASHER, LOCK	steel, single coil, sq sect., Cd P, 3/8 in.	12	6		
11	G1/5310-99-941-0901	NUT, PLAIN, HEXAGON	UNF, steel, zinc coated, 3/8 in.	12	7		
12	LV6MT1/4730-99-943-9375	LUBRICATING NIPPLE	UNF, steel, angled, 1/4 in.	2			Mk 3
13	LV6MT1/4730-99-801-1229	LUBRICATING NIPPLE	BSP, br, 1/8 in.	2			
14	LV9BLR/2530-99-406-6176	HUB, WHEEL		2	8-9	FV296435	) Mk 3
15	LV9BLC/2530-99-848-1901	STUD, WHEEL	UNF, steel, Cd P, 5/8 in.	10	9	FV14355	) Mk 3
16	LV9BLC/2530-99-848-1901	HUB, WHEEL		2		FV14365	)Mk 1 and
17	LV9BLC/2530-99-848-1901	STUD, WHEEL	UNF, steel, Cd P, 5/8 in.	10		FV14355	)Mk 2
18	LV6MT7/3110-99-950-1057	BEARING, TAPERED ROLLER	1.1825 in. id x 3.3464 in. od x 0.8125 in. w	4	10-11		
19	LV9BTR/5310-99-848-9313	WASHER, FLAT	steel, 1-27/32 in. id x 2-3/4 in. od x 1/32 in. thk	2	12	FV12062	
20	LV9BLC/2530-99-848-1412	RETAINER, OIL SEAL	steel	2	13	FV14350	
21	LV6MT1/5330-99-801-5453	SEAL, PLAIN	syn rubber, 2-3/8 in. id x 3-3/8 in. od x 3/8 in. w	2	14		
22	LV9BLC/2520-99-848-1464	WASHER, BEARING, HUB	steel, 1.762 in. id x 2.375 in. od x 0.130 in. thk	2	15	FV14356	
23	LV9BLC/2530-99-848-1984	NUT, PLAIN, ROUND	UNS, steel, slotted, 1-3/4 in.	4	16	FV131185	
24	LV9BLC/2530-99-848-1974	WASHER, LOCK	1-49/64 in.	2	17	FV15761	
25	LV9BTR/2530-99-848-9314	GASKET		2	18	FV12066	
26	LV9BTR/2530-99-848-9315	CAP, ROAD WHEEL HUB		2	19	FV12069	
27	G1/5310-99-944-0549	WASHER, LOCK	steel, single coil, sq sect., Cd P, 5/16 in.	12	20		
28	G1/5305-99-941-0527	SCREW, MACHINE	UNF, steel, hex hd, zinc coated, 5/16 in. x 1 in. lg	12	21		
29	LV9BLC/2530-99-848-1902	BRAKE DRUM		2	22	FV14361	
30	G1/5305-99-941-6534	SCREW, MACHINE	UNF, steel, csk hd, slotted, zinc coated, 1/4 in. x 5/8 in. lg	6	23		
31	LV6MT14/2530-99-809-2504	WHEEL, PNEUMATIC TYRE		2		FV607330	
32	LV6MT14/2530-99-910-7648	BOLT, SQUARE NECK	UNF, steel, Cd P, 1/2 in. x 1-5/16 in. lg	16			
33	LV6MT14/2530-99-910-7652	NUT, CONE SEAT, HEXAGON	UNF, steel, Cd P, 1/2 in.	16			
34	LV6MT14/2610-99-809-2528	FLAP, RUST, SLIP		2			
35	LV6MT14/2610-99-809-2810	FLAP, RUST, SLIP		2		16-B3	Dunlop
36	LV6MT14/2610-99-809-3576	TYRE, PNEUMATIC	6.50 in. x 16 in.	2			
37	LV6MT14/2610-99-809-3632	INNER TUBE, PNEUMATIC TYRE	6.50 in. x 16 in.	2			
38	LV6MT14/2640-99-809-4086	VALVE, PNEUMATIC TYRE		2			
39	LV6MT14/2640-99-809-4083	CORE, VALVE		2			
40	LV6MT14/2640-99-809-4079	CAP, TYRE VALVE		2			
41	LV6MT14/2640-99-809-4102	PARTS KIT, PNEUMATIC TYRE VALVE		1			
42	LV6MT14/2640-99-809-4083	CORE, VALVE		2			
43	LV6MT14/2640-99-809-4079	CAP, TYRE VALVE		2			
44	LV6MT14/2640-99-947-0568	CAP, TYRE VALVE		2			
45	LV9BLC/5310-99-848-1948	NUT, CONE SEAT, HEXAGON	UNF, steel, 5/8 in.	10	24	FV15524	

**B**

**BRAKE**



L358/4

RESTRICTED

2

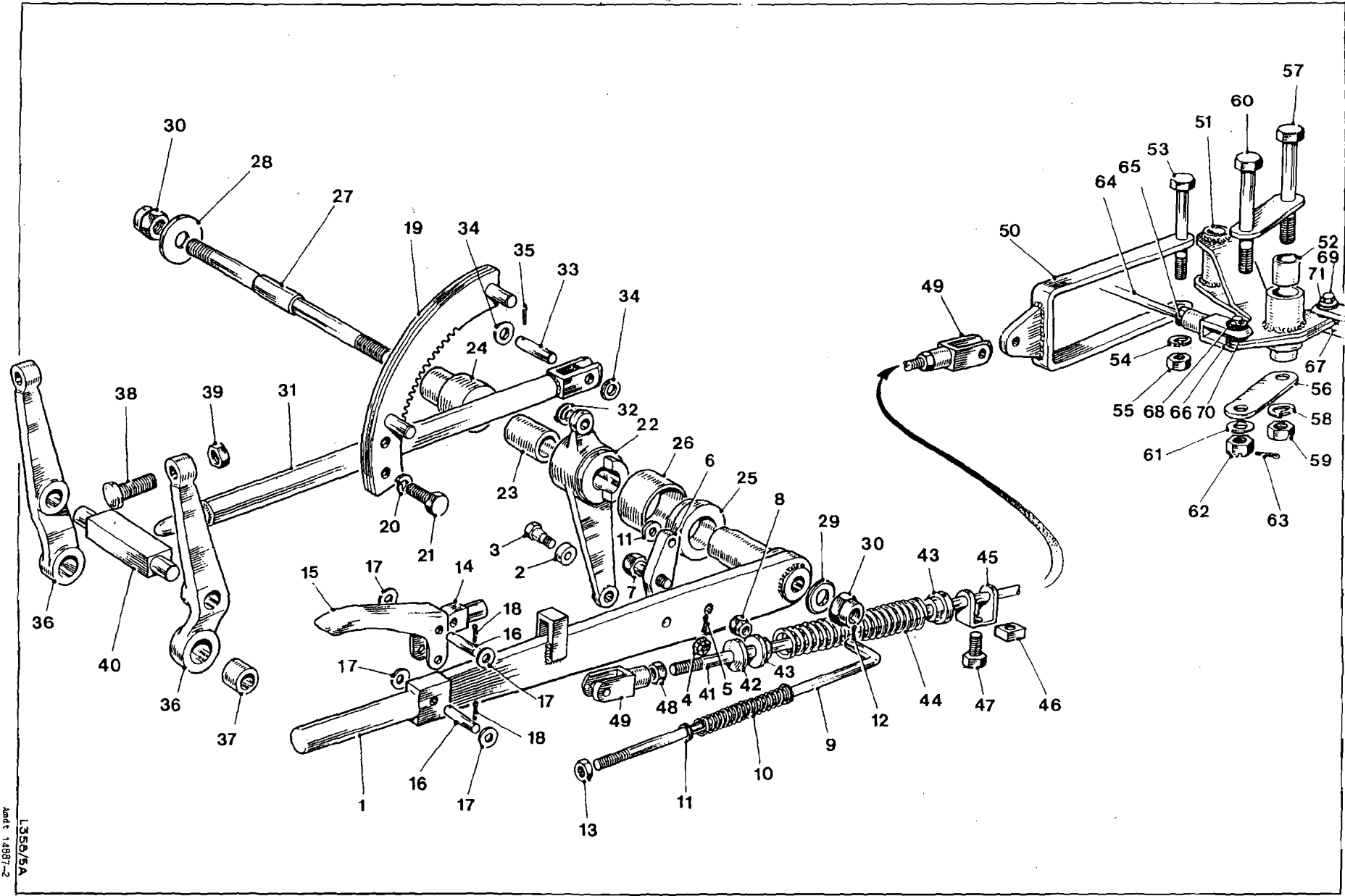
Item No.	Catalogue Number	Item Name	Item Description	No. Off	Plate Ref.	Drawing No.	Remarks
1		TRAILERS - Contd				B	
2		AXLE AND HUBS - Contd					Girling
3		BRAKE ASSEMBLY	left	1	1-32	GB42073	
4	NP	BACKPLATE		1	1	64273878	
5	LV6MT9/2530-99-805-8262	BRAKE ASSEMBLY	right	1		GB42074	
6	NP	BACKPLATE		1	1	64273879	
7	LV6MT9/2530-99-882-0879	BRAKE ASSEMBLY	left	1		64029960	) Signals
8	NP	BACKPLATE		1	1	FL	) body
9	LV6MT9/2530-99-805-8262	BRAKE ASSEMBLY	right	1	1	64273878	) version
10	NP	BACKPLATE		1	1	64029962	) Contract
11	LV6MT9/2530-99-882-0879	BRAKE ASSEMBLY		1	1	FL	) WV 7458
12		BACKPLATE		1	1	64273879	
13		BRAKE ASSEMBLIES -					
14	LV6MT9/2530-99-400-4758	EXPANDER UNIT		1	2-9	GB42705	Per assy
15	LV6MT9/2530-99-836-4863	BODY, BRAKE		1	2-3	GB42706	
16	LV6MT9/2530-99-836-3640	EXPANDER		1	4	GB1404C	
17	LV6MT9/2530-99-836-4803	CONE, BRAKE		1	5	GB42078	
18	LV6MT9/2530-99-836-3511	EXPANDER		1	6	GB67	
19	LV6MT9/2530-99-836-3511	DRAW LINK, BRAKE	steel, 1/4 in. x 23/32 in. lg	1	7	GB535	
20	LV6MT9/3110-99-836-3543	EXPANDER	steel, 5/16 in. dia x 1/4 in.	2	8	GB42077C	
21	LV6MT9/2530-99-836-4802	PIN, BRAKE DRAW		2	9		
22	G1/5315-99-942-0385	LINK		2	11	GB2841	
23	LV6MT9/5310-99-836-3763	ROLLER, BEARING		2	12	GB2501	
24	LV6MT9/2530-99-836-3763	TAPPET, BRAKE SHOE		2	13		
25	G1/5310-99-941-6627	PIN, COTTER, SPLIT	steel, phos, 3/32 in. x 1-1/2 in. lg	2	14		
26	LV6MT9/5310-99-836-3763	WASHER, KEY	zinc, 0.265 in. id x 0.056 in. thk, 2 ext keys	2	15-18	GB42702C	
27	LV6MT9/2530-99-836-3731	COVER, DUST, BRAKE		1	16	64225129	
28	G1/5310-99-941-6627	EXPANDER		1	17	64224703	
29	G1/5310-99-120-3164	WASHER, LOCK	steel, double coil, 1/4 in.	2	18	64224706	
30	G1/5310-99-120-3164	LOCK	BSF, steel, nylon insert, zinc coated, 1/4 in.	2			
31	LV6MT9/2530-99-836-4860	NUT, SELF-LOCKING, HEXAGON		1			) Contract
32	LV6MT9/2530-99-836-4860	ADJUSTER ASSEMBLY, BRAKE		1		64275193	) WV 7458 only
33	LV6MT9/2530-99-882-0068	CONE, BRAKE		2		5T/120	
34	LV6MT9/2530-99-881-9879	ADJUSTER		2	19		
35	LV6MT9/2530-99-882-0386	PLUNGER	lh	2	20		
36	LV6MT9/2530-99-809-4385	PLUNGER	rh	2	21	GB40038	
37	LV6MT9/2530-99-809-4385	ADJUSTER ASSEMBLY, BRAKE		2	22		
38	LV6MT9/2530-99-836-4722	ADJUSTER ASSEMBLY, BRAKE		2	23	GB14818	
39	G1/5310-99-944-0550	WASHER, LOCK	steel, single coil, sq sect., Cd P, 3/8 in.	2			
40	G1/5305-99-941-0438	SCREW, MACHINE	UNF, steel, hex hd, 3/8 in. x 3/4 in. lg	2			
41	LV6MT9/2530-99-836-4627	STOP, BRAKE SHOE		2			
42	G1/5310-99-941-0914	NUT, PLAIN, HEXAGON	UNF, steel, zinc coated, 5/16 in.	2			
43	LV6MT9/5330-99-400-4642	BUSH, FELT	brake shoe stop	2			
44	LV6MT9/2530-99-823-7276	BRAKE SHOE, INTERNALLY ACTUATED	leading and trailing	2			
45	LV6MT9/2530-99-836-3595	LINING		1	24-29	64937596	
46	LV6MT9/2530-99-836-3596	LINING		2		PH	
47	LV6MT9/2530-99-836-4622	SPRING, HELICAL, EXTENSION		2		SP1334	
48	LV6MT9/2530-99-836-4939	SPRING, HELICAL, EXTENSION		1	30	GB39757	) Expander
49	LV6MT9/2530-99-836-4939	SPRING, HELICAL, EXTENSION		1	31	GB43585	) end
50	LV6MT9/2530-99-836-4939	SPRING, HELICAL, EXTENSION		1			) Adjuster
51	LV6MT9/2530-99-836-4939	SPRING, HELICAL, EXTENSION		1			) end

Amdt 14887-

RESTRICTED



RESTRICTED



RESTRICTED

HANDBRAKE AND LINKAGE

L359/5A  
Andt 14897-2

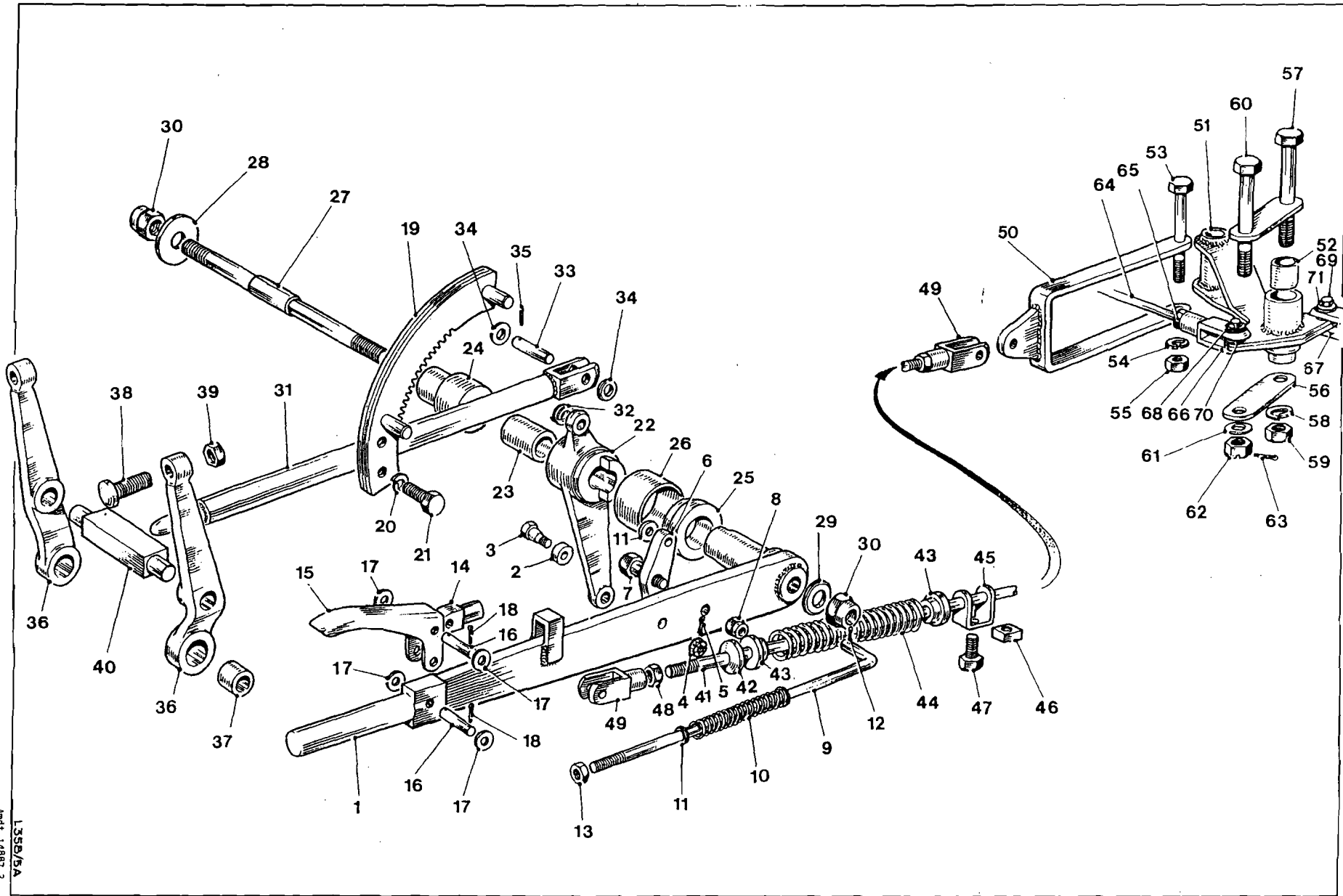
## RESTRICTED

Item No.	Catalogue Number	Item Name	Item Description	No. Off	Plate Ref.	Drawing No.	Remarks
1		TRAILERS - Contd				C	
2		HANDBRAKE AND OVERRUN LINKAGE -					
3		HANDBRAKES -					
4	LV9BTR/2530-99-848-9899	LEVER, CONTROL, HAND		1	1-18	FV239852	} FV2360 series
5	LV9BTR/2530-99-848-9243	LEVER, CONTROL, HAND		1		FV7941	
6	LV6MT1/3120-99-200-2486	BEARING, SLEEVE	bronze, 1 in. id x 1-1/4 in. od x 1 in. lg	2			
7		LEVERS -					
8		SPACER, SLEEVE	steel, 25/64 in. id x 5/8 in. od x 3/8 in. lg	1	2	FV12496	
10	LV9BTR/5306-99-136-8324	BOLT, SHOULDER	UNF, steel, hex hd, 5/16 in. x 1 in. lg	1	3	FV367277	
11	G1/5310-99-941-0881	NUT, SLOTTED, HEXAGON	UNF, steel, zinc coated, 5/16 in.	1	4		
12	G1/5315-99-944-0174	PIN, COTTER, SPLIT	steel, phos, 1/16 in. x 1-7/8 in. lg	1	5		
13	LV9BTR/2530-99-848-9250	PAWL		1	6	FV7953	
14	LV9BTR/5306-99-848-9251	BOLT, SHOULDER	UNF, steel, phos, 5/16 in. x 1-1/4 in. lg	1	7	FV7954	
15	G1/5310-99-941-3199	NUT, SELF-LOCKING, HEXAGON	UNF, steel, nylon insert, 5/16 in.	1	8		
16	LV9BTR/2530-99-848-9247	ROD, HANDBRAKE PAWL		1	9	FV7950	
17	LV9BTR/5340-99-848-9249	SPRING, HELICAL, COMPRESSION	steel, 0.517 in. od x 2.750 in. free lg	1	10	FV7952	
18	G1/5310-99-120-4032	WASHER, FLAT	steel, zinc coated, 1/4 in.	2	11		
19	G1/5315-99-942-0378	PIN, COTTER, SPLIT	steel, phos, 1/16 in. x 3/4 in. lg	1	12		
20	G1/5310-99-941-0891	NUT, PLAIN, HEXAGON	UNF, steel, lock, zinc coated, 1/4 in.	1	13		
21	LV9BTR/5340-99-848-9248	CONNECTOR, ROD END		1	14	FV7951	
22	LV9BTR/2530-99-848-9245	LEVER, CONTROL, HAND		1	15	FV7947	
23	LV9BTR/5315-99-848-9246	PIN, STRAIGHT, HEADLESS	steel, Cd P, 1/4 in. x 1-1/8 in. lg	2	16	FV7948	
24	G1/5310-99-120-4032	WASHER, FLAT	steel, zinc coated, 1/4 in.	4	17		
25	G1/5315-99-942-0378	PIN, COTTER, SPLIT	steel, phos, 1/16 in. x 3/4 in. lg	4	18		
26	LV9BTR/2530-99-848-9252	QUADRANT, CONTROL LEVER		1	19	FV7963	
27	G1/5310-99-941-6656	WASHER, LOCK	steel, single coil, sq sect., 3/8 in.	2	20		} Quadrant t frame Mk 1 and Mk 2 trailers
28	G1/5305-99-941-0539	SCREW, MACHINE	UNF, steel, hex hd, zinc coated, 3/8 in. x 3/4 in. lg	2	21		
29	G1/5306-99-941-0311	BOLT, MACHINE	UNF, steel, hex hd, zinc coated, 3/8 in. x 1-1/4 in. lg	2			} Quadrant to frame Mk 3 trailers
30	G1/5310-99-941-6656	WASHER, LOCK	steel, single coil, sq sect., 3/8 in.	2			
31	G1/5310-99-941-0926	NUT, PLAIN, HEXAGON	UNF, steel, zinc coated, 3/8 in.	2			
32	LV9BTR/2590-99-406-5888	PIECE		2		FV7964	
33		OVERRUN LINKAGE -					
34	LV9BTR/2530-99-849-0001	LEVER OPERATING	Mk 1 and Mk 2	1	22-23	FV11546	
35	LV6MT1/3120-99-200-2459	BEARING, SLEEVE	bronze, 5/8 in. id x 7/8 in. od x 5/8 in. lg	2	23		
36	LV9BTR/2530-99-848-9355	SPACER	left	1	24	FV12782	
37	LV9BTR/2530-99-849-0006	SPACER	right	1	25	FV11548	
38	LV9BTR/2530-99-849-0007	COVER, DUST		1	26	FV11549	
39	LV9BTR/2530-99-848-9900	SHAFT		1	27	FV239854	
40	LV9BTR/2530-99-848-9356	WASHER, FLAT		1	28	FV12784	
41	G1/5310-99-941-8637	WASHER, FLAT	steel, zinc coated, 1/2 in.	1	29		
42	G1/5310-99-943-4300	NUT, SELF-LOCKING, HEXAGON	UNF, steel, fibre insert, 1/2 in.	2	30		
43	LV9BTR/2530-99-848-9522	PLUNGER		1	31	FV183483	
44	G1/5310-99-941-6628	WASHER, LOCK	steel, double coil, 5/16 in.	1	32		
45	LV9BTR/5315-99-848-9224	PIN, STRAIGHT, HEADLESS	steel, Cd P, 0.30 in. x 1.312 in. lg	1	33	FV7867	
46	G1/5310-99-941-8386	WASHER, FLAT	steel, zinc coated, 5/16 in.	2	34		
47	G1/5310-99-942-0378	PIN, COTTER, SPLIT	steel, phos, 1/16 in. x 3/4 in. lg	2	35		
48	LV9BTR/2530-99-848-9526	LEVER ASSEMBLY		2	36	FV183487	
49	LV9BTR/2530-99-848-9524	SLEEVE, LEVER		2	37	FV183485	
50	LV9BTR/2530-99-848-9525	BUTTON, LEVER, BRAKE		2	38	FV183486	
51	G1/5310-99-941-0926	NUT, PLAIN, HEXAGON	UNF, steel, zinc coated, 3/8 in.	2	39		
52	LV9BTR/2530-99-848-9523	SOCKET, LEVER, RELAY		1	40	FV183484	
53	G1/5310-99-941-8637	WASHER, FLAT	steel, zinc coated, 1/2 in.	2			
54	G1/5310-99-943-4300	NUT, SELF-LOCKING, HEXAGON	UNF, steel, nylon insert, 1/2 in.	2			



# HANDBRAKE AND LINKAGE

RESTRICTED



RESTRICTED

135B/5A  
Amf 1487-2

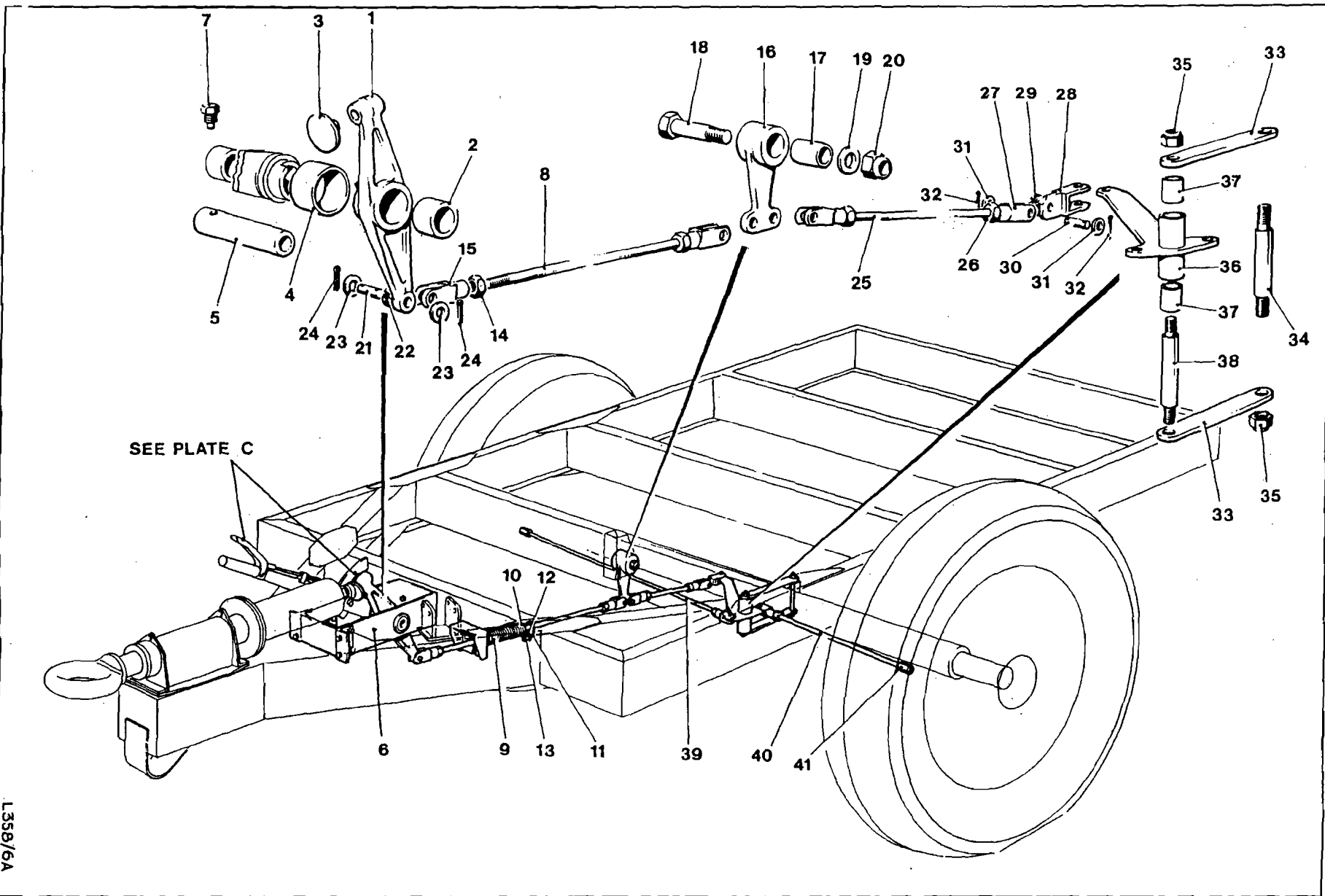
## RESTRICTED

Item No.	Catalogue Number	Item Name	Item Description	No. Off	Plate Ref.	Drawing No.	Remarks
1		TRAILERS - Contd				C	
2		HANDBRAKE AND OVERRUN					
3		LINKAGE - Contd					
4		OVERRUN LINKAGE Mk 1 AND					
5	NP	Mk 2 TRAILERS - Contd					
6	LV9BTR/2530-99-849-0008	ROD ASSEMBLY		1	41-49	FV11557	
7	LV9BTR/2530-99-848-9233	ROD, BRAKE LEVER		1	41	FV11555	
8	LV9BTR/2530-99-848-9232	PAD, BRAKE ROD		1	42		
9	LV9BTR/2530-99-848-9234	RETURN SPRING	return spring	2	43	FV7910	
10	LV9BTR/2530-99-848-9235	WASHER, LOCATING	steel, 0.854 in. od x	1	44	FV7909	
11	G1/5305-99-941-0524	SPRING, HELICAL,	6.0 in. free lg	1	45	FV7911	
12	G1/5310-99-848-0903	COMPRESSION		1	46	FV7912	
13	LV9BTR/5340-99-848-9221	LOCK SPRING,		1	47		
14	LV9BTR/2530-99-848-9408	RETURN ROD	brake	1	48	FV7864	
15	G1/5310-99-941-6628	NUT, PLAIN,	UNF, steel, zinc coated,	1	49	FV108619	
16	LV9BTR/5315-99-848-9224	HEXAGON	5/16 in.	1	50		
17	G1/5310-99-941-8386	SCREW, MACHINE	UNF, steel, hex hd, zinc	1	51	FV7867	
18	G1/5310-99-942-0378	NUT, PLAIN,	coated, 5/16 in. x 5/8 in. lg	1	52		
19	LV9BTR/2530-99-848-9405	HEXAGON	UNF, steel, zinc coated,	2	53		
20	LV6MT1/3120-99-942-8084	FORK END	5/16 in.	1	54	FV108614	
21	LV9BTR/2530-99-848-9409	STIRRUP, COMPENSATOR		1	55		
22	G1/5306-99-941-0304	WASHER, LOCK	steel, double coil, 5/16 in.	1	56	FV108615	
23	G1/5310-99-941-6655	PIN, STRAIGHT,	steel, Cd P, 0.30 in. x	1	57		
24	G1/5310-99-941-0925	HEADLESS	1.312 in. lg	1	58	FV7867	
25	LV9BTR/2530-99-848-9406	WASHER, FLAT	steel, zinc coated, 5/16 in.	2	59		
26	LV9BTR/2530-99-848-9410	PIN, COTTER, SPLIT	steel, phos, 1/16 in. x	1	60	FV108616	
27	G1/5306-99-941-0318	CONNECTING LINK	3/4 in. lg	1	61		
28	LV9BTR/2530-99-848-9409	BEARING, SLEEVE	bronze, 5/8 in. id x	2	62	FV108621	
29	G1/5306-99-941-0304	TUBE, DISTANCE	3/4 in. od x 3/4 in. lg	1	63	FV108620	
30	G1/5310-99-941-6655	BOLT, MACHINE	UNF, steel, hex hd, zinc	1	64		
31	G1/5310-99-941-0925	WASHER, LOCK	coated, 5/16 in. x	1	65		
32	LV9BTR/2530-99-848-9406	NUT, PLAIN, HEXAGON	2-3/4 in. lg	1	66		
33	G1/5310-99-941-0925	CONNECTING LINK, RIGID	steel, single coil,	1	67		
34	LV9BTR/2530-99-848-9410	SPACER, SLEEVE	sq sect., 5/16 in.	1	68	FV108615	
35	G1/5306-99-941-0318	BOLT, MACHINE	UNF, steel, zinc coated,	1	69	FV108621	
36	G1/5310-99-941-6656	WASHER, LOCK	5/16 in.	1	70		
37	G1/5310-99-941-0926	NUT, PLAIN, HEXAGON	steel, single coil,	1	71		
38	LV9BTR/5306-99-848-9407	BOLT, SHOULDER	sq sect., 3/8 in.	1	72		
39	G1/5310-99-120-4032	WASHER, FLAT	steel, zinc coated, 3/8 in.	1	73		
40	G1/5310-99-941-0869	NUT, SLOTTED, HEXAGON	UNF, steel, Cd P, 1/4 in.	1	74	FV108616	
41	G1/5315-99-942-0379	PIN, COTTER, SPLIT	x 2.570 in. lg	1	75		
42	NP	ROD ASSEMBLY	steel, zinc coated, 1/4 in.	1	76		
43	LV9BTR/2530-99-848-9316	ROD, BRAKE	steel, zinc coated, 1/4 in.	1	77	FV12085	
44	G1/5310-99-941-0903	NUT, PLAIN,	steel, phos, 1/16 in. x	1	78	FV12083	
45	LV9BTR/5340-99-848-9221	HEXAGON	1 in. lg	1	79		
46	LV9BTR/5310-99-848-9323	FORK END	right	1	80		
47	G1/5310-99-941-0903	NUT, PLAIN,	UNF, steel, lock, zinc	1	81		
48	LV9BTR/5340-99-848-9221	HEXAGON	coated, 5/16 in.	1	82	FV7864	
49	LV9BTR/5310-99-848-9323	NUT, PLAIN,	UNF, steel, 5/16 in.	1	83		
50	NP	ROD ASSEMBLY	left	1	84	FV12109	
51	LV9BTR/2530-99-848-9317	ROD, BRAKE		1	85	FV12087	
52	G1/5310-99-941-0903	NUT, PLAIN,	UNF, steel, lock, zinc	1	86	FV12086	
53	LV9BTR/5340-99-848-9221	HEXAGON	coated, 5/16 in.	1	87		
54	LV9BTR/5310-99-848-9323	FORK END		1	88	FV7864	
55	G1/5310-99-941-6628	NUT, PLAIN,	UNF, steel, 5/16 in.	1	89		
56	LV9BTR/5315-99-848-9224	HEXAGON	UNF, steel, 5/16 in.	1	90	FV12109	
57	G1/5310-99-941-8386	WASHER, LOCK	steel, double coil, 5/16 in.	2	91		
58	G1/5310-99-942-0378	PIN, STRAIGHT,	steel, Cd P, 0.30 in. x	2	92		
59	G1/5310-99-941-8386	HEADLESS	1.312 in. lg	2	93		
60	G1/5310-99-942-0378	WASHER, FLAT	steel, zinc coated, 5/16 in.	4	94		
61	G1/5310-99-941-0925	PIN, COTTER, SPLIT	steel, phos, 1/16 in. x	4	95		
62	G1/5310-99-941-0925	NUT, PLAIN, HEXAGON	3/4 in. lg	4	96		
63	G1/5310-99-941-0903	NUT, PLAIN, HEXAGON	UNF, steel, zinc coated,	2	97		
64	G1/5310-99-941-0903	NUT, PLAIN, HEXAGON	5/16 in.	2	98		
65	G1/5310-99-941-0903	NUT, PLAIN, HEXAGON	UNF, steel, lock, zinc	2	99		
66	G1/5310-99-941-0903	NUT, PLAIN, HEXAGON	coated, 5/16 in.	2	100		



# OVERRUN LINKAGE

RESTRICTED



RESTRICTED

L359/6A  
Amdt 14887-2

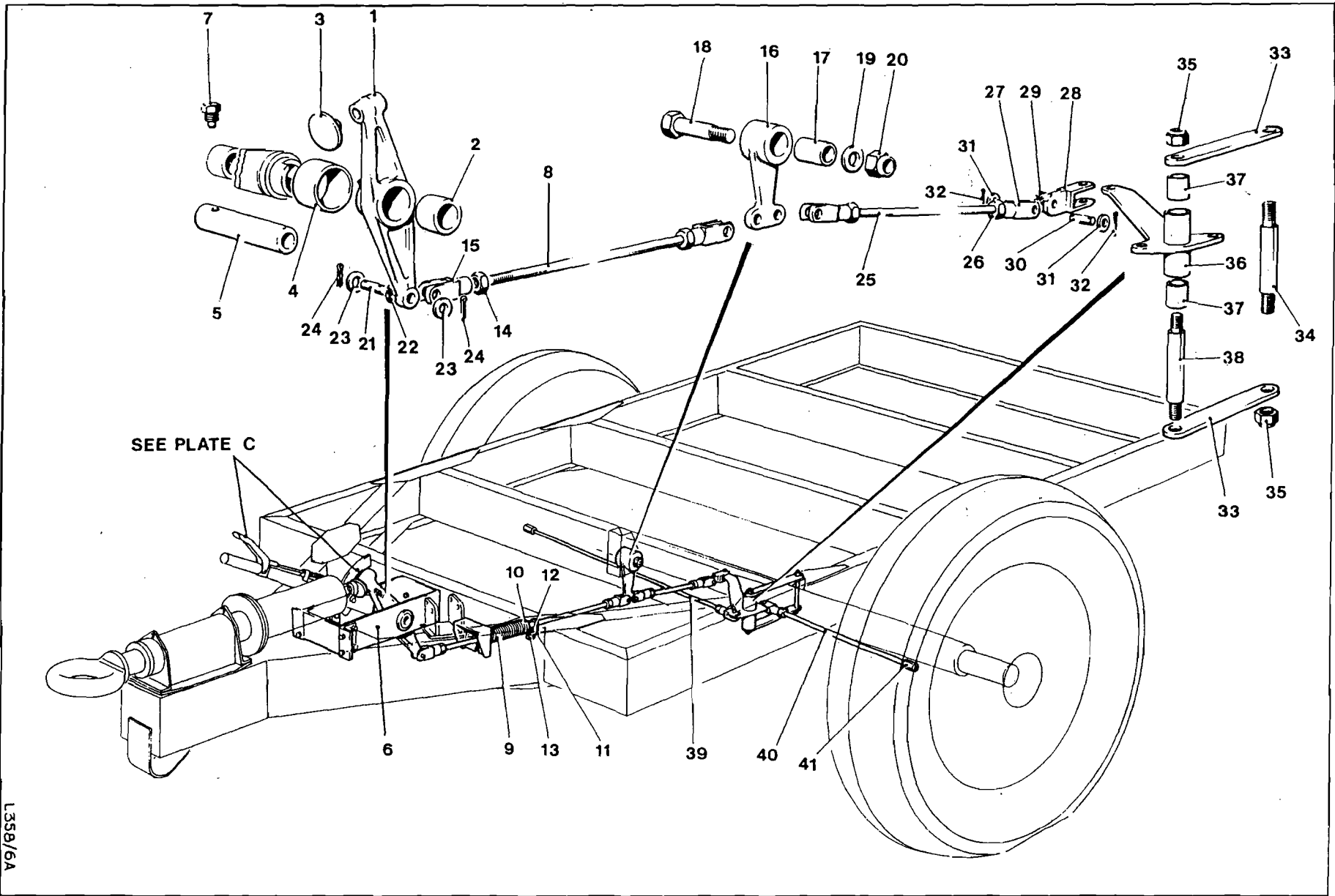


RESTRICTED

Item No.	Catalogue Number	Item Name	Item Description	No. Off	Plate Ref.	No.	Remarks
1		TRAILERS - Contd				D	
2		HANDBRAKE AND OVERRUN					
3		LINKAGE - Contd					
4	LV9BTR/2530-99-874-2160	OVERRUN LINKAGE - LEVER, BRAKE OVERRUN		1	1-3	FV490938	} FV2360 series
5	LV6MT1/3120-99-942-8125	BEARING, SLEEVE	bronze, 1 in. id x 1-1/4 in. od x 1 in. lg	1	2	FV7926	
6	LV9BTR/2530-99-848-9935	BUTTON, BRAKE LEVER		1	3	FV241808	
7	LV9BTR/2530-99-848-9244	COVER, DUST, BRAKE LEVER		1	4	FV7943	
8	LV9BTR/5315-99-805-3369	SHAFT, LEVER, BRAKE LEVER		1	5	FV491009	
9	LV9BTR/2530-99-874-2261	BRACKET	brake overrun lever	1	6	FV556108	
10	G1/5305-99-941-0540	SCREW, MACHINE	UNF, steel, hex hd, zinc coated, 3/8 in. x 7/8 in. lg	2			} Bracket to chassis
11	G1/5310-99-944-0550	WASHER, LOCK	steel, single coil, sq sect.; Cd P, 3/8 in.	2			
12	G1/5310-99-941-0926	NUT, PLAIN, HEXAGON	UNF, steel, zinc coated, 3/8 in.	2			
13	LV9BTR/5305-99-848-9239	SETScrew	UNF, steel, hex hd, 3/8 in. x 9/16 in. lg	1	7	FV7924	
14	NP	ROD ASSEMBLY		1	8-15	FV556110	
15	LV9BTR/2530-99-874-2265	ROD, BRAKE		1	8	FV556128	
16	LV9BTR/FV11556	PAD	brake rod return spring	1			
17	LV9BTR/2530-99-848-9232	SPRING, HELICAL, COMPRESSION		1	9	FV7909	
18	LV9BTR/2530-99-848-9233	WASHER, LOCATING RETURN SPRING		2	10	FV7910	
19	LV9BTR/2530-99-848-9234	LOCK, SPRING RETURN BRAKE ROD		1	11	FV7911	
20	LV9BTR/2530-99-848-9235	NUT, PLAIN, HEXAGON	UNF, steel, zinc coated, 5/16 in.	1	12	FV7912	
21	G1/5305-99-941-0524	SCREW, MACHINE	UNF, steel, hex hd, zinc coated, 5/16 in. x 5/8 in. lg	1	13		
22	G1/5310-99-941-0903	NUT, PLAIN, HEXAGON	UNF, steel, lock, zinc coated, 5/16 in.	2	14		
23	LV9BTR/5340-99-848-9221	FORK END		2	15	FV7864	
24	LV9BTR/2530-99-874-2262	LEVER, RELAY		1	16-17	FV556109	
25	LV6MT1/3120-99-200-2459	BEARING, SLEEVE		1	17	FV7905	
26	LV9BTR/2530-99-848-9230	PIN, PIVOT		1	18	FV7907	
27	G1/5310-99-941-8637	WASHER, FLAT	steel, zinc coated, 1/2 in.	1	19		
28	G1/5310-99-941-3299	NUT, SELF-LOCKING, HEXAGON	UNF, steel, fibre insert, 1/2 in.	1	20		
29	LV9BTR/5315-99-848-9224	PIN, STRAIGHT, HEADLESS	steel, Cd P, 0.307 in. x 1.312 in. lg	4	21	FV7867	
30	G1/5310-99-941-6678	WASHER, LOCK	Phos.B, double coil, 5/16in.	4	22		
31	G1/5310-99-941-8386	WASHER, FLAT	steel, zinc coated, 5/16 in.	8	23		
32	G1/5315-99-944-0171	PIN, COTTER, SPLIT	steel, phos, 1/16 in. x 5/8in. lg	8	24		
33	NP	ROD ASSEMBLY		1	25-32	FV556111	
34	LV9BTR/2530-99-874-2266	ROD, BRAKE	relay to compensator	1	25	FV556129	
35	G1/5310-99-941-0903	NUT, PLAIN, HEXAGON	UNF, steel, lock, zinc coated, 5/16 in.	2	26		
36	LV9BTR/5340-99-848-9221	FORK END		2	27	FV7864	
37	LV9BTR/3040-99-848-9228	CONNECTING, LINK, RIGID		1	28	FV7900	
38	G1/5310-99-941-6678	WASHER, LOCK	Phos.B, double coil, 5/16in.	1	29		
39	LV9BTR/5315-99-848-9224	PIN, STRAIGHT, HEADLESS	steel, Cd P, 0.307 in. x 1.312 in. lg	1	30	FV7867	
40	G1/5310-99-941-8386	WASHER, FLAT	steel, zinc coated, 5/16in.	2	31		
41	G1/5315-99-944-0171	PIN, COTTER, SPLIT	steel, phos, 1/16 in. x 5/8 in. lg	2	32		
42	LV9BTR/2540-99-874-2254	ARM, COMPENSATOR		2	33	FV556078	
43	LV9BTR/5315-99-874-2255	PIN, COMPENSATOR ARM		1	34	FV556079	
44	G1/5310-99-943-4299	NUT, SELF-LOCKING, HEXAGON	UNF, steel, nylon insert, zinc coated, 3/8 in.	4	35		
45	LV9BTR/2510-99-201-2241	LEVER, REMOTE CONTROL		1	36-37	FV314466	
46	LV9BTR/2530-99-810-2633	COMPENSATOR LEVER		1	36	FV556077	
47	LV6MT1/3120-99-200-2455	BEARING, SLEEVE	bronze, 5/8 in. id x 3/4 in. od x 5/8 in. lg	2	37		
48	LV9BTR/5315-99-874-2256	PIN, COMPENSATOR ARM		1	38	FV556081	
49	LV9BTR/2530-99-874-2252	ROD, BRAKE	right	1	39	FV556075	

RESTRICTED

Am&amp;t 14887-2



RESTRICTED

RESTRICTED

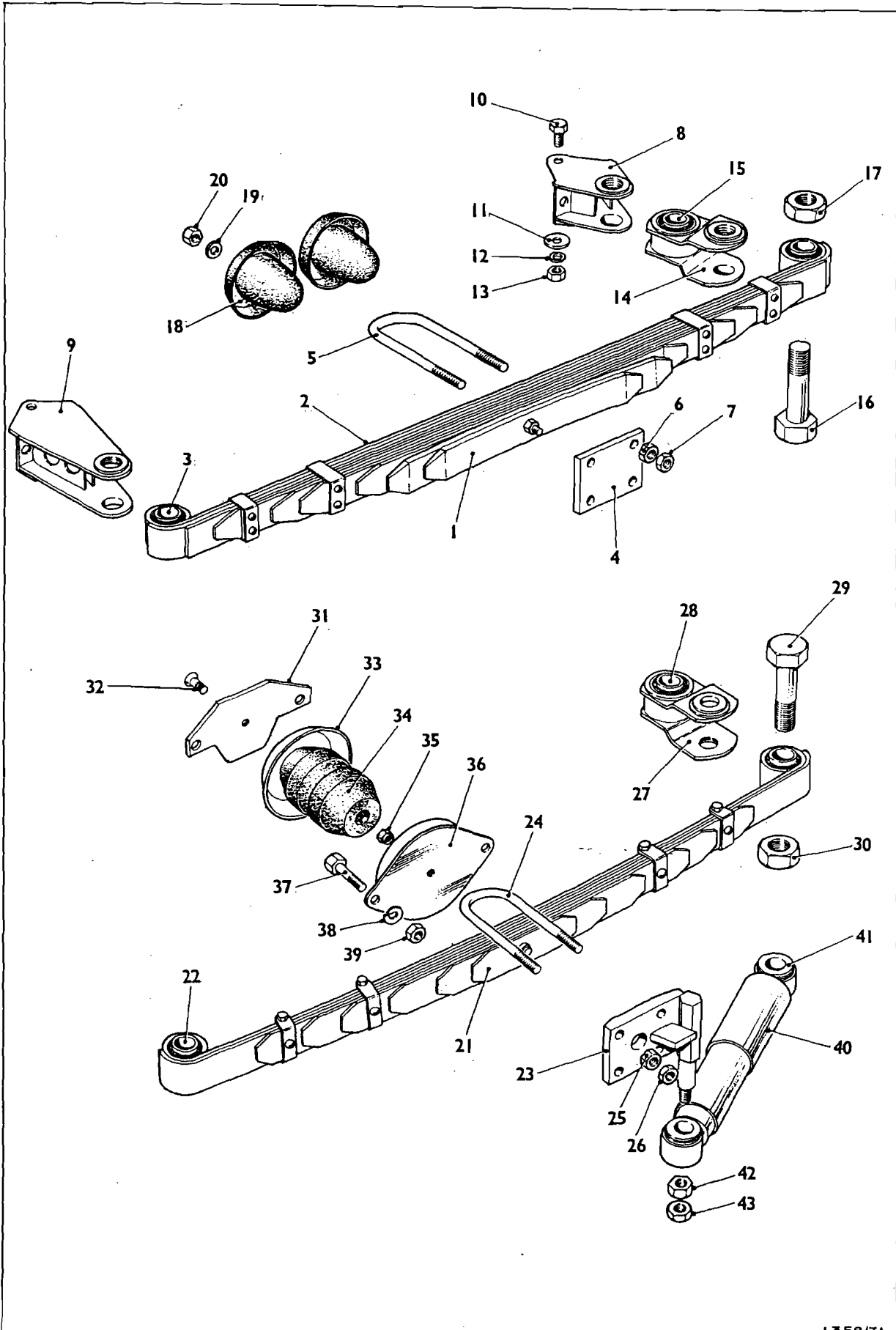
OVERRUN LINKAGE

L359/6A  
Amdt 14887-2

RESTRICTED

Item No.	Catalogue Number	Item Name	Item Description	No. Off	Plate Ref.	Drawing No.	Remarks
1		TRAILERS - Contd				D	
2		HANDBRAKE AND OVERRUN LINKAGE - Contd					
3		OVERRUN LINKAGE - Contd					
4	LV9BTR/2530-99-874-2253	ROD, BRAKE	left	1	40	FV556076	
5	G1/5310-99-941-0903	NUT, PLAIN, HEXAGON	UNF, steel, lock, zinc coated, 5/16 in.	4			
6	LV9BTR/5340-99-848-9221	FORK END		2		FV7864	
7	LV9BTR/5310-99-848-9323	NUT, PLAIN, HEXAGON	UNF, steel, 5/16 in.	2	41	FV12109	
8	G1/5310-99-941-0925	NUT, PLAIN, HEXAGON	UNF, steel, zinc coated, 5/16 in.	2			
9	G1/5310-99-941-0903	NUT, PLAIN, HEXAGON	UNF, steel, lock, zinc coated, 5/16 in.	2			} Drag
10	LV9BTR/5315-99-848-9224	PIN, STRAIGHT, HEADLESS	steel, Cd P, 0.307 in. x 1.312 in. lg	2		FV7867	
11	G1/5310-99-941-6678	WASHER, LOCK	Phos.B, double coil, 5/16in.	2			
12	G1/5310-99-941-8386	WASHER, FLAT	steel, zinc coated, 5/16 in.	2			} Pins
13	G1/5315-99-941-0171	PIN, COTTER, SPLIT	steel, phos, 1/16 in. x 5/8 in. lg	4			} rods

# ROAD SPRINGS



L358/7A

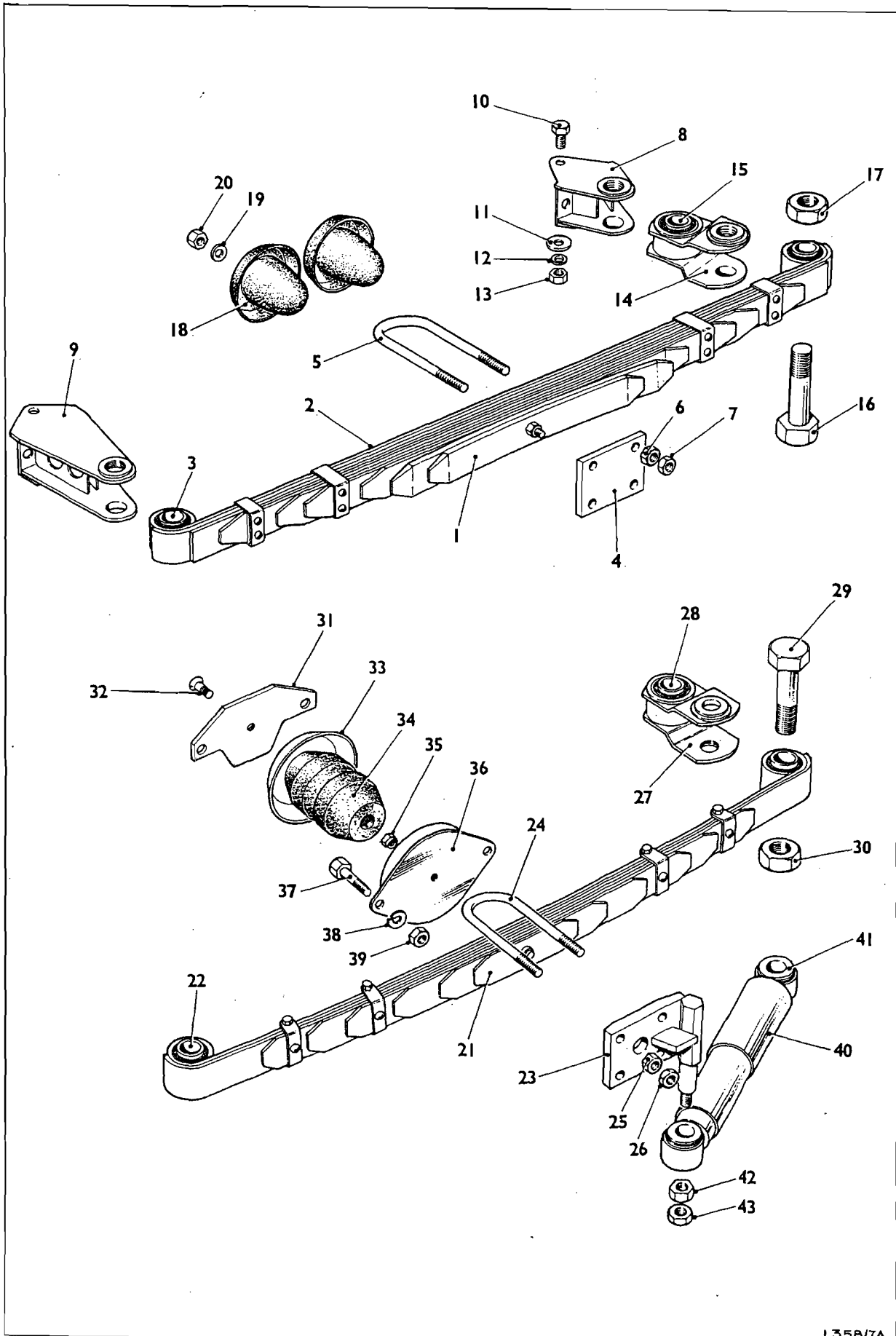
Amdt 14887-2

RESTRICTED

Item No	Catalogue Number	Item Name	Item Description	No. Off	Plate Ref.	Drawing No.	Remarks
1		TRAILERS - Contd				E	
2		SUSPENSION -	Mk 1 and Mk 2				
3	LV9BTR/2510-99-848-8193	SPRING ASSEMBLY		2	1-3	FV183131	} FV2330 series
4	LV9BTR/2510-99-845-8129	SPRING, LEAF		2	2-3	FV109233	
5	LV6MT1/5340-99-800-9025	MOUNT, RESILIENT	5/8 in. id x 1-3/8 in. od x 2 in. lg	4	3		
6	LV9BTR/2510-99-848-8049	PLATE, CLAMPING		2	4	FV11654	
7	LV9BTR/5306-99-848-8194	BOLT, U		4	5	FV183324	
8	G1/5310-99-941-0915	NUT, PLAIN, HEXAGON	UNF, steel, zinc coated, 3/8 in.	8	6		
9	G1/5310-99-941-0893	NUT, PLAIN, HEXAGON	UNF, steel, lock, zinc coated, 3/8 in.	8	7		
10	LV9BTR/2510-99-848-8046	BRACKET		2	8	FV11647	
11	LV9BTR/2510-99-406-5926	BRACKET ASSEMBLY		2	9	FV11642	
12	G1/5305-99-941-0526	SCREW, MACHINE	UNF, steel, hex hd, zinc coated, 5/16 in. x 7/8 in. lg	16	10		
13	LV9BTR/2510-99-848-8048	WASHER		16	11	FV11653	
14	G1/5310-99-941-6655	WASHER, LOCK	steel, single coil, sq sect., 5/16 in.	16	12		
15	G1/5310-99-941-0925	NUT, PLAIN, HEXAGON	UNF, steel, zinc coated, 5/16 in.	16	13		
16	LV9BTR/2510-99-848-8047	SHACKLE		2	14-15	FV11652	
17	LV6MT1/5340-99-800-9025	MOUNT, RESILIENT	5/8 in. id x 1-3/8 in. od x 2 in. lg	2	15		
18	G1/5306-99-941-0363	BOLT, MACHINE	UNF, steel, hex hd, zinc coated, 5/8 in. x 3-1/4 in. lg	6	16		
19	G1/5310-99-941-0897	NUT, PLAIN, HEXAGON	UNF, steel, lock, zinc coated, 5/8 in.	6	17		
20	LV9BTR/2510-99-848-8050	PAD		4	18		
21	G1/5310-99-941-6656	WASHER, LOCK	steel, single coil, sq sect., 3/8 in.	4	19		
22	G1/5310-99-941-0926	NUT, PLAIN, HEXAGON	UNF, steel, zinc coated, 3/8 in.	4	20		
23	LV7TR/2510-99-873-7729	SPRING, RUBBER		2			
24	LV6MT1/2540-99-881-8576	SHOCK ABSORBER, DIRECT ACTION		2			
25	LV6MT1/5340-99-800-7289	BUSHING, RUBBER		2			
26							} Used on Guided Missile test equipment
27		SUSPENSION -	Mk 3				
28	LV9BTR/2510-99-874-2157	SPRING ASSEMBLY		2	21-22	FV392961	} FV2360 series
29	LV6MT1/5340-99-800-9025	MOUNT, RESILIENT	5/8 in. id x 1-3/8 in. od x 2 in. lg	4	22		
30	LV9BTR/2540-99-874-2257	PLATE, CLAMPING	right	1	23	FV556082	
31	LV9BTR/2540-99-874-2258	PLATE, CLAMPING	left	1		FV556083	
32	LV9BTR/5306-99-874-2279	BOLT, U		4	24	FV556219	
33	G1/5310-99-941-0926	NUT, PLAIN, HEXAGON	UNF, steel, zinc coated, 3/8 in.	8	25		
34	G1/5310-99-941-0893	NUT, PLAIN, HEXAGON	UNF, steel, lock, zinc coated, 3/8 in.	8	26		
35	LV9BTR/2510-99-848-8047	SHACKLE		2	27-28	FV11652	
36	LV6MT1/5340-99-800-9025	MOUNT, RESILIENT	5/8 in. id x 1-3/8 in. od x 2 in. lg	2	28		
37	G1/5306-99-941-0363	BOLT, MACHINE	UNF, steel, hex hd, zinc coated, 5/8 in. x 3-1/4 in. lg	6	29		
38	G1/5310-99-941-0897	NUT, PLAIN, HEXAGON	UNF, steel, lock, zinc coated, 5/8 in.	6	30		
39	LV9BTR/5340-99-804-5053	MOUNT, RESILIENT		2	31-34	FV556218	} Suspension springs and shackles
40	LV9BTR/2510-99-820-5009	PLATE, SUSPENSION		2	31	FV556203	
41	LV9BTR/5305-99-136-8325	SCREW, MACHINE	UNF, steel, csk hd, 7/16 in. x 1.60 in. lg	2	32	FV556224	
42	LV9BTR/5310-99-802-5874	WASHER, RECESSED	steel, 5-3/16 in. ld	2	33	A1601	} AEON
43	LV9BTR/2510-99-802-5873	BUMPER, RUBBER		2	34	530L/65	
44	LV9BTR/5310-99-802-5872	WASHER, FLAT		2		A/1755/A	
45	G1/5310-99-120-8930	NUT, SELF-LOCKING, HEXAGON	UNF, steel, thin, nylon insert, Cd P, 7/16 in.	2	35		



# ROAD SPRINGS



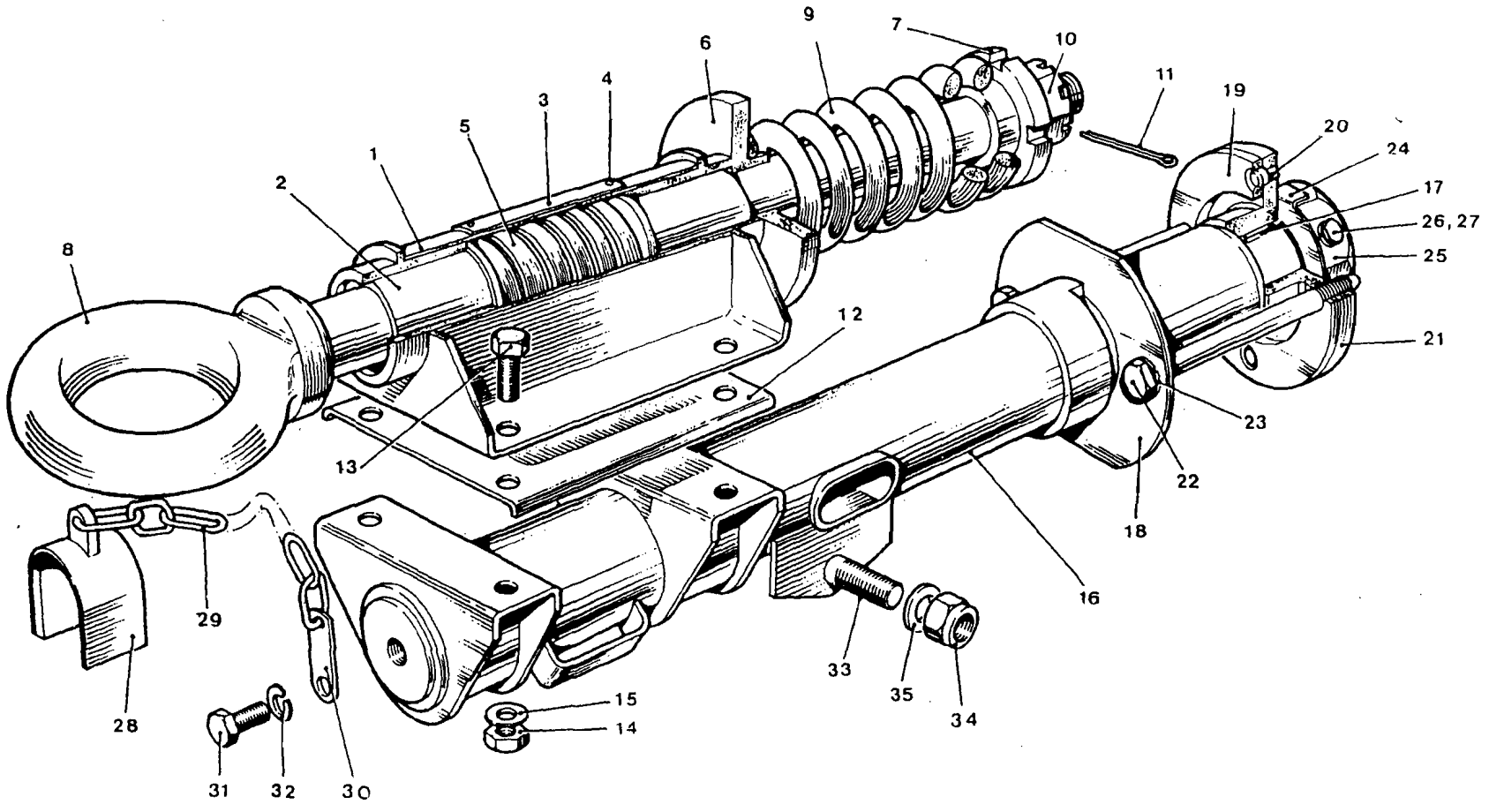
L358/7A

Amdt 14887-2

RESTRICTED

Item No.	Catalogue Number	Item Name	Item Description	No. Off	Plate Ref.	Drawing No.	Remarks
1					E		
2		TRAILERS - Contd					
3		SUSPENSION - Contd					
4	LV9BTR/2540-99-874-2271	PLATE AND CUP ASSEMBLY		2	36	FV556223	
5	G1/5306-99-941-0310	BOLT, MACHINE	UNF, steel, hex hd, zinc coated, 3/8 in. x 1-1/8 in. lg	8	37		
6	G1/5310-99-944-0550	WASHER, LOCK	steel, single coil, sq sect., Cd P, 3/8 in.	8	38		
7	G1/5310-99-941-0926	NUT, PLAIN, HEXAGON	UNF, steel, zinc coated, 3/8 in.	8	39		
8	LV6MT1/2540-99-881-8576	SHOCK ABSORBER		2	40-41	P7354	) Woodhead
9	LV6MT1/5340-99-800-7289	BUSHING RUBBER		2	41	P1603	) Monroe Ltd
10	LV6MT1/5310-99-400-6103	BUSHING RUBBER		8		1603	
11	LV9BTR/5310-99-874-2236	WASHER, FLAT	shock absorber eye, inner	4		FV512562	
12	LV9BTR/5310-99-874-2237	WASHER, FLAT	shock absorber eye, outer	4		FV512563	
13	G1/5310-99-941-0927	NUT, PLAIN, HEXAGON	UNF, steel, zinc coated, 7/16 in.	4	42		
14	G1/5310-99-941-0905	NUT, PLAIN, HEXAGON	UNF, steel, lock, zinc coated, 7/16in.	4	43		

**F**



RESTRICTED

RESTRICTED

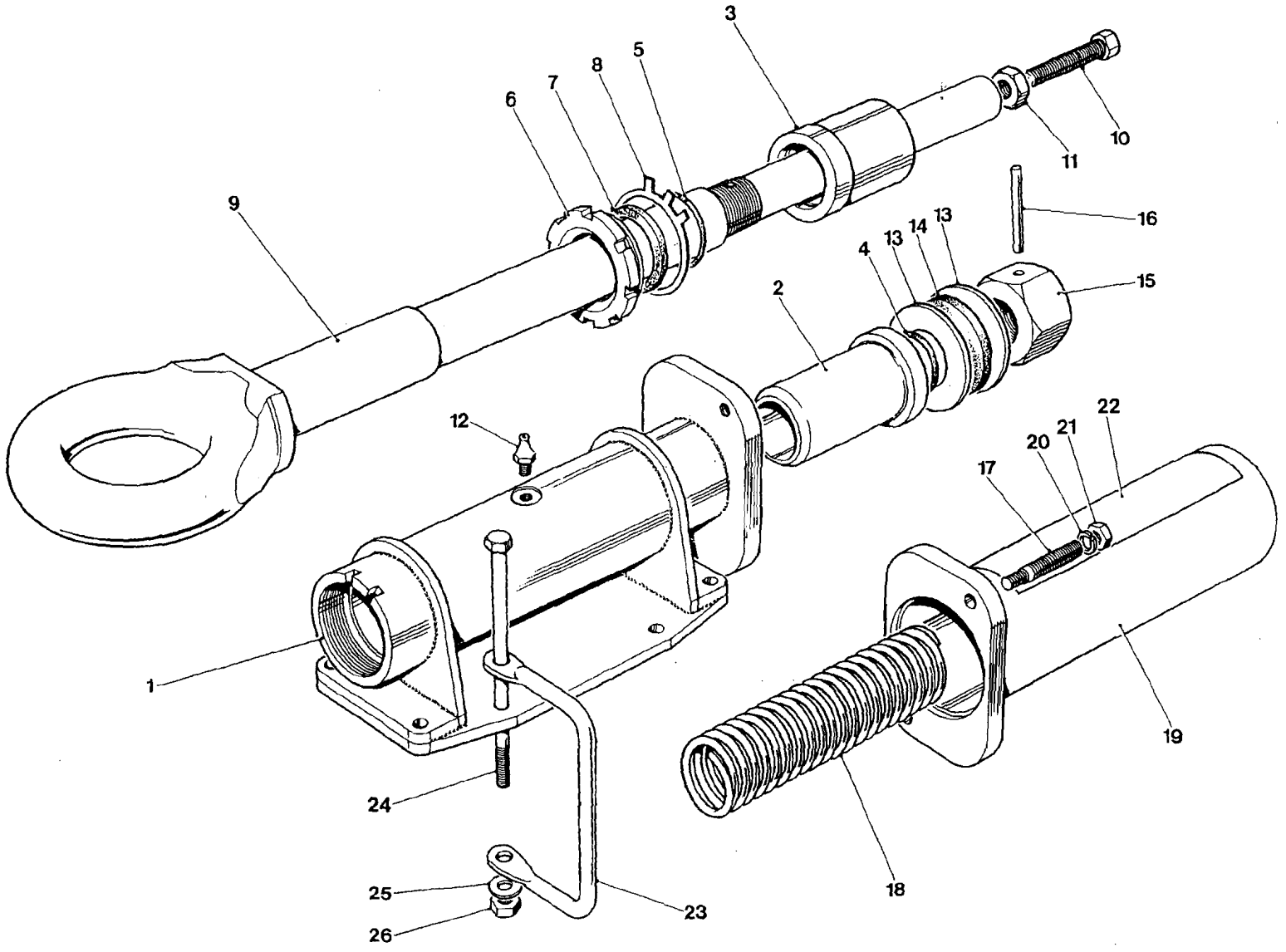
**DRAUGHT EYE**

Amdt 14887-2

1350/20



DRAUGHT EYE

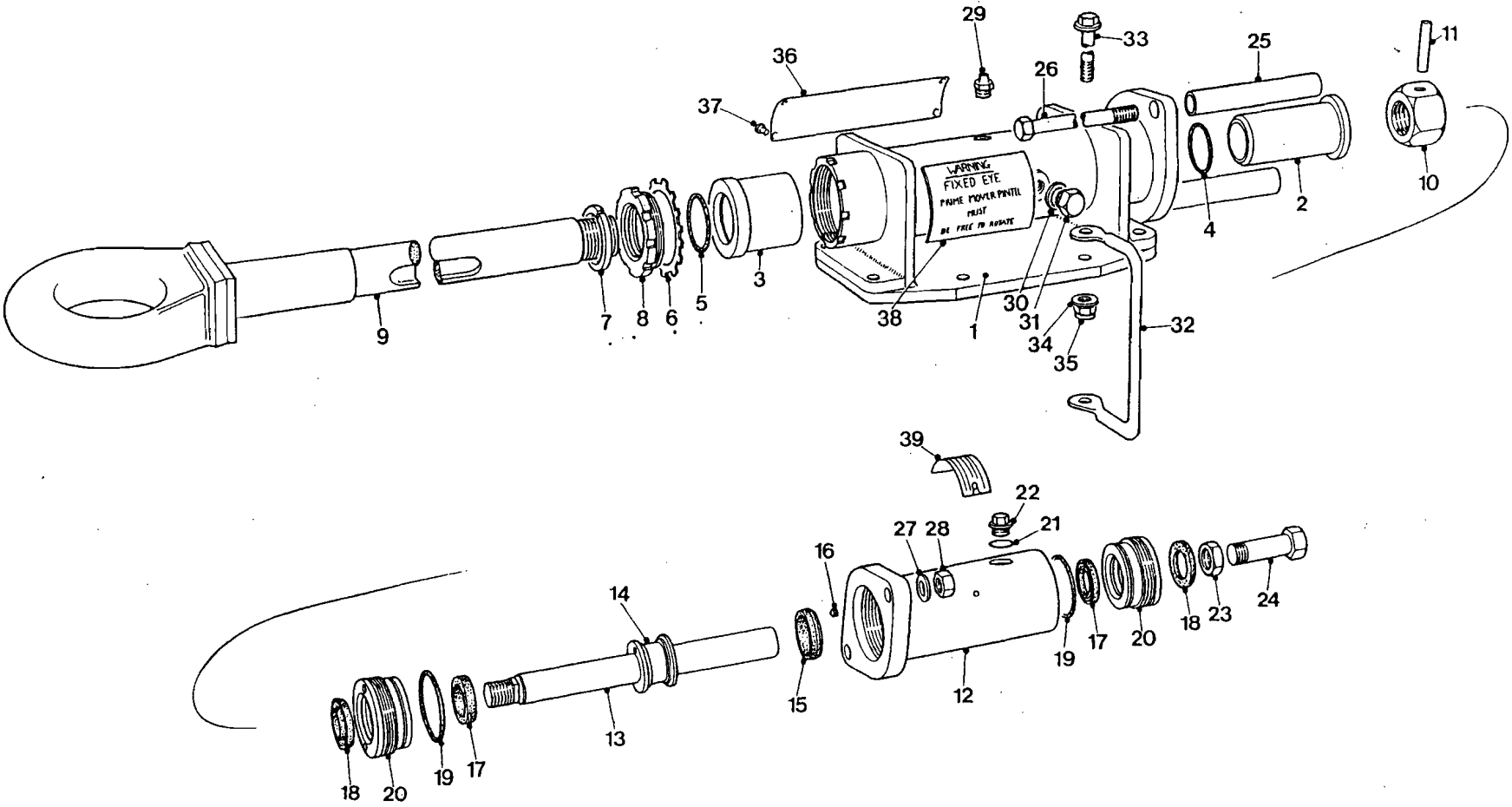


RESTRICTED

L 358/21  
Amdt 14851-2

Item No.	Catalogue Number	Item Name	Item Description	No. Off	Plate Ref.	Drawing No.	Remarks
1		TRAILERS - Contd				F/A	
2		FRAME AND FITTINGS - Contd					
3		DRAUGHT-EYE	nylon insert	1	1-26	FV491056	) FV2360
4	NP						) series
5	LV9BTR/2540-99-815-3076	BRACKET ASSEMBLY	c/w bushes	1	1-3	FV490999	
6	LV9BTR/2540-99-874-1212	BEARING, SLEEVE		1	2	FV367270	
7	LV9BTR/3120-99-815-0956	BEARING, SLEEVE	bronze, 1.625 in. id x 2.30 in. lg	1	3	FV490998	
8	LV6MT1/5330-99-943-0177	RING, SEALING, TOROIDAL	syn rubber, 1-3/8 in. id x 1/8 in. h	1	4		
9	LV6MT1/5330-99-801-6615	RING, SEALING, TOROIDAL	syn rubber, 1-5/8 in. id x 1/8 in. h	1	5		
10	LV9BTR/2540-99-815-0954	CAP, SCREWED		1	6	FV490997	
11	LV9BTR/5330-99-815-0955	FELT, MECHANICAL, PREFORMED	0.22 in. w x 0.156 in. thk x 5.80 in. lg	1	7	FV491002	
12	LV9BTR/5310-99-874-1222	WASHER, KEY	steel, Cd P, 2.32 in.	1	8	FV424209	
13	LV9BTR/2540-99-815-0953	DRAUGHT-EYE ASSEMBLY		1	9-11	FV491057	
14	LV9BTR/5310-99-874-1224	PIN, OVERRUN		1	10	FV490931	
15	LV9BTR/5310-99-941-0908	NUT, PLAIN, HEXAGON	UNF, steel, zinc coated, 5/8 in.	1	11		
16	LV9BTR/2540-99-833-6921	EYE-TOWING		1		FV862146	)
17	LV9BTR/2540-99-833-6922	EXTENSION PIECE, TOWING EYE		1		FV862147	) Supersedes
18	G1/5315-99-942-6320	PIN, GROOVED, HEADLESS		1		GP3	) FV491057
19	LV6MT1/4730-99-943-9374	LUBRICATING NIPPLE	UNF, straight, Cd P, 1/4 in.	1	12		) WSE
20	LV9BTR/5310-99-874-2158	WASHER, FLAT	steel	2	13	FV424210	
21	LV9BTR/2530-99-874-2250	PAD, RUBBER		1	14	FV556069	
22	LV9BTR/5310-99-874-1223	NUT, PLAIN, HEXAGON	UNF, P steel, 1-1/4 in., drilled	1	15	FV424211	
23	G1/5315-99-107-0738	PIN, GROOVED, HEADLESS	steel, 1/4 in. x 2 in. lg	1	16		
24	LV9BTR/5307-99-136-8327	STUD, PLAIN	cover to bracket	2	17	FV490974	
25	LV9BTR/2540-99-874-2251	SPRING, HELICAL, COMPRESSION		1	18	FV556070	
26	LV9BTR/2540-99-824-7932	COVER RETAINER	spring, front	1	19	FV367266	
27	G1/5310-99-941-6655	WASHER, LOCK	steel, single coil, 5/16 in.	2	20		) Cover to
28	G1/5310-99-941-0925	NUT, PLAIN, HEXAGON	UNF, steel, 5/16 in.	2	21		) bracket
29	NP	PLATE, INSCRIPTION		1	22	FV567233	
30	NP	PIN, GROOVED, HEADED	steel, 1/8 in. x 1/4 in. lg	4		GS1A	) Plate to
31	LV9BTR/2540-99-874-2270	HANDLE, DRAUGHT-EYE		1	23	FV556222	) cover
32	G1/5306-99-941-7652	BOLT, MACHINE	UNF, steel, hex hd, zinc coated, 3/8 in. x 6 in. lg	8	24		
33	G1/5310-99-941-8636	WASHER, FLAT	steel, zinc coated, 3/8 in.	8	25		
34	G1/5310-99-941-9139	NUT, SELF-LOCKING, HEXAGON	UNF, steel, zinc coated, 3/8 in.	8	26		
35	LV9BTR/2530-99-818-1474	STOP ASSEMBLY, REVERSING CHAIN	w/chain and bracket, steel, single link				
36	LV9BTR/2530-99-829-4327	STOP ASSEMBLY, REVERSING	comprising reversing stop, chain, chain bracket	1		FV666320	) Supersedes
37	G1/5305-99-941-0526	SCREW, MACHINE	UNF, steel, hex hd, zinc coated, 5/16 in. x 7/8 in. lg	6			) 2530-99-818-
38	G1/5310-99-944-0549	WASHER, LOCK	steel, single coil, sq sect., Cd P, 5/16 in.	6			) 1474 WSE
39	G1/5310-99-941-0925	NUT, PLAIN, HEXAGON	UNF, steel, zinc coated, 5/16 in.	6			
40	LV9BTR/2530-99-874-2263	BRACKET	brake rod return spring	1		FV556112	
41	G1/5305-99-941-0526	SCREW, MACHINE	UNF, steel, hex hd, zinc coated, 5/16 in. x 7/8 in. lg	2			
42	G1/5310-99-944-0549	WASHER, LOCK	steel, single coil, sq sect., Cd P, 5/16 in.	2			
43	G1/5310-99-941-0925	NUT, PLAIN, HEXAGON	UNF, steel, zinc coated, 5/16 in.	2			
44	G1/5310-99-941-6660	WASHER, LOCK	5/8 in.	1			

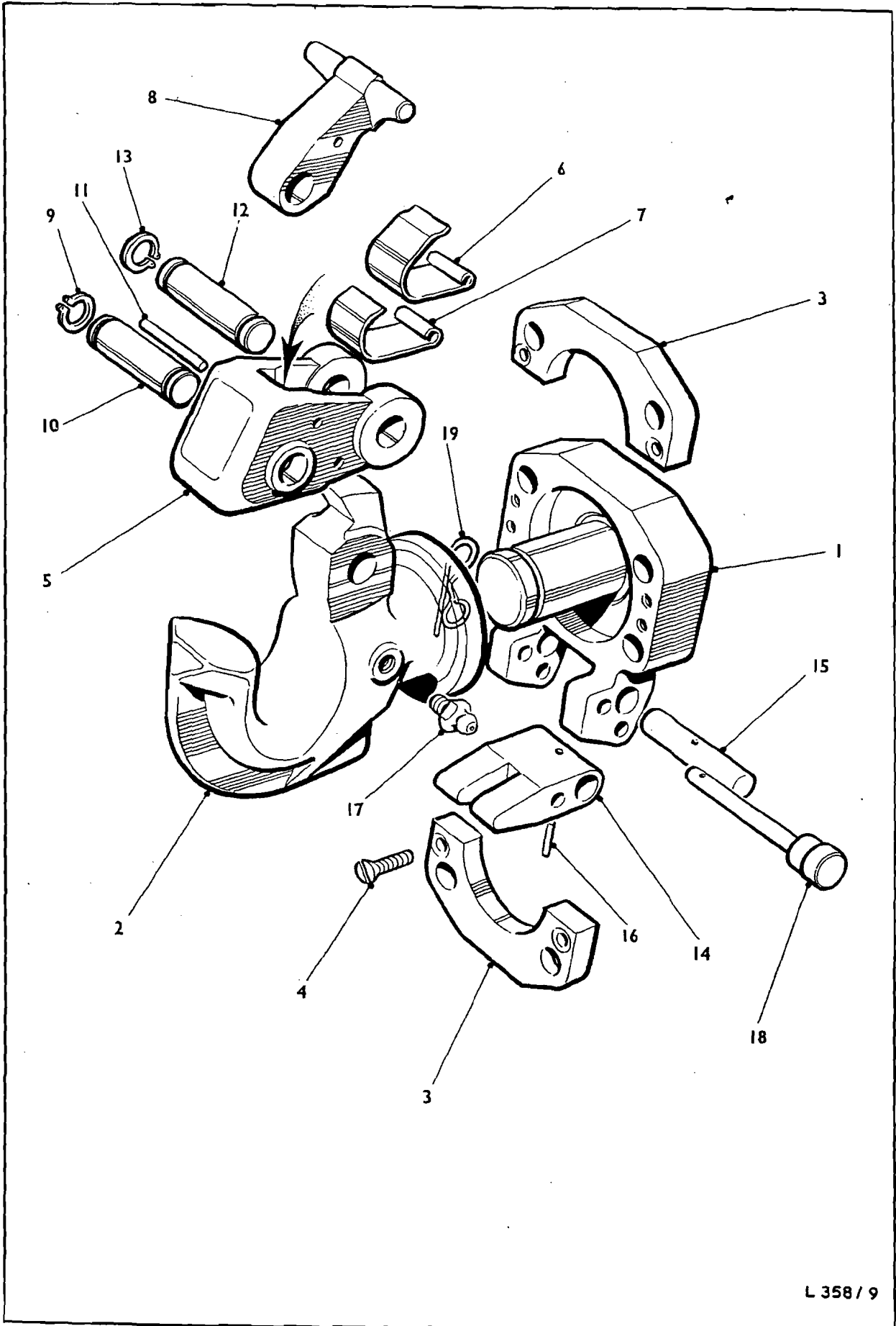
DRAUGHT EYE



Item No.	Catalogue Number	Item Name	Item Description	No. Off	Plate Ref.	Drawing No.	Remarks
1		TRAILERS - Contd				F/B	
2		FRAME AND FITTINGS - Contd					
3		DRAUGHT EYE AND OVERRUN					
4	NP	MECHANISM ASSEMBLY					
5	LV9BTR/2540-99-815-3076	BRACKET ASSEMBLY	c/w bushes	1		FV746870	
6	LV9BTR/2540-99-874-1212	BEARING, SLEEVE		1	1-3	FV490999	
7	LV9BTR/2540-99-815-0956	BEARING, SLEEVE		1	2	FV367270	
8	LV6MT1/5330-99-943-0177	RING, SEALING, TOROIDAL	syn rubber, 1-3/8 in. id x 1/8 in. h	1	3	FV490998	
9	LV6MT1/5330-99-801-6615	RING, SEALING, TOROIDAL	syn rubber, 1-5/8 in. id x 1/8 in. h	1	4		
10	LV9BTR/5310-99-874-1222	WASHER, KEY	steel, Cd P, 2.32 in. id	1	5		
11	LV9BTR/5330-99-815-0955	FELT, MECHANICAL, PREFORMED	0.22 in. w x 5.80 in. lg x 0.156 in. thk	1	6	FV424209	
12	LV9BTR/2540-99-815-0954	CAP, SCREWED		1	7	FV491002	
13	LV9BTR/2540-99-825-0235	EYE, TOWING		1	8	FV490997	
14	LV9BTR/5310-99-874-1223	NUT, PLAIN, HEXAGON	UNF, P steel, 1-1/4 in. drilled	1	9	FV746871	
15	G1/5315-99-924-2651	PIN, SPRING	steel, 3/16 in. x 2 in. lg	1	10	FV424211	
16	LV9BTR/2540-99-825-0236	SHOCK ABSORBER, DIRECT ACTING		1	11		
17	LV9BTR/2540-99-825-0242	PISTON ASSEMBLY, SHOCK ABSORBER		1	12-22	900-0500	) Sacol ) Mathews
18	LV6MT1/5330-99-825-0240	PACKING ASSEMBLY		1	13	900-0500-0007	
19	LV6MT1/4730-99-825-0241	RESTRICTOR, FLUID FLOW		1	15	100-0003-0500	
20	LV6MT1/5330-99-825-0238	PACKING, PREFORMED		1	16	900-0500-0003	
21	LV6MT1/2590-99-825-0239	RING, WIPER	nylon, 22 mm id x 35 mm od x 13 mm h	2	17	120-0101-0220	
22	LV6MT1/5330-99-526-6569	RING, SEALING, TOROIDAL		2	18		
23	LV9BTR/5365-99-825-0237	BUSHING, PISTON SHAFT		2	19		
24	LV6MT1/5330-99-942-8452	WASHER, SEAL, FLAT		2	20	900-0500-0002	
25	LV6MT1/5365-99-923-8540	PLUG, SCREWED	BSPF, br 1/8 in.	1	21	234-0012-0001	
26	G1/5310-99-941-0908	NUT, PLAIN, HEXAGON	UNF, steel, zinc coated, 5/8 in.	1	22	205-0012-0001	
27	LV9BTR/5306-99-810-0709	BOLT, MACHINE	UNF, steel, zinc coated, 5/8 in. x 2.15 in. lg	1	23		
28	NP	SPACER		1	24	FV556431	
29	G1/5306-99-941-8005	BOLT, MACHINE	UNF, T steel, hex hd, zinc coated, 5/16 in. x 5-1/2 in. lg	2	25	FV746873	
30	G1/5310-99-944-0549	WASHER, LOCK	steel, single coil, Cd P, 5/16 in.	2	26		
31	G1/5310-99-941-0925	NUT, PLAIN, HEXAGON	UNF, steel, zinc coated, 5/16 in.	2	27		
32	LV6MT1/4730-99-943-9374	LUBRICATING NIPPLE		2	28		
33	G1/5310-99-944-0554	WASHER, LOCK	steel, single coil, Cd P, 5/8 in.	1	29		
34	LV9BTR/5305-99-825-0234	SCREW, SET	UNF, steel, hex hd, dog point, 5/8 in.	1	30		
35	LV9BTR/2540-99-874-2270	HANDLE, DRAUGHT EYE		1	31	FV746872	
36	G1/5306-99-941-7652	BOLT, MACHINE	UNF, steel, hex hd, zinc coated, 3/8 in. x 6 in. lg	1	32	FV556222	
37	G1/5310-99-941-8636	WASHER, FLAT		8	33		
38	G1/5310-99-120-6894	NUT, SELF-LOCKING, HEXAGON	UNF, steel, Cd P, 3/8 in.	8	34		
39	NP	INSTRUCTION PLATE		1	35		
40	G1/5315-99-846-9561	PIN, GROOVED, HEADED	steel, rd hd, 0.135 in. x 0.25 in. lg	1	36	FV746874	
41	NP	DECAL		4	37		
				1	38	FV770408	

G

# TOWING PINTLE



L 358 / 9

Item No.	Catalogue Number	Item Name	Item Description	No. Off	Plate Ref.	Drawing No.	Remarks
1						G	
2		TRAILERS - Contd					
3		FRAME AND FITTINGS - Contd					
4	LV6MT13/2540-99-943-9271	PINTLE ASSEMBLY, TOWING	light	1	1-19	FV332151	
5	LV6MT13/2540-99-825-6119	PINTLE ASSEMBLY, TOWING		1		FV332178	) Plate to hsg
6	G1/5305-99-941-1751	SCREW, MACHINE	UNF, steel, flat csk hd, slot drive, zinc coated, 1/4 in. x 7/8 in. lg	4	4		)
7	LV6MT13/2540-99-808-8311	LATCH, PINTLE HOOK		1	5-9	FV332157	)
8	LV6MT13/2540-99-825-6550	LATCH, PINTLE HOOK		1		FV332175	)
9	LV6MT13/2540-99-808-1012	SPRING, INNER		1		FV332164	)
10	LV6MT13/2540-99-808-1013	SPRING, OUTER		1	6	FV332165	)
11	LV8REMG/5340-99-867-5708	LATCH, TOWING		1	8	FV332159	) Retaining lock pin
12	LV6MT1/5340-99-910-8194	RING, RETAINING	steel, ext, phos, 3/4 in.	2	9		)
13	LV6MT13/2540-99-808-8312	HINGE PIN, PINTLE LOCK		1	12	FV332160	) Retaining lock pin
14	LV6MT1/5340-99-910-8192	RING, RETAINING	steel, ext, 5/8 in.	2	13		)
15	LV6MT13/2540-99-808-8313	FORK, PINTLE HOOK		1	14	FV332162	) Retaining lock pin
16	LV6MT13/5315-99-808-8314	PIN, STRAIGHT, HEADLESS	steel, Cd P, 1/2 in. x 2-3/4 in. lg	1		FV332163	)
17	G1/5315-99-942-3745	PIN, GROOVED, HEADLESS	steel, phos, 1/8 in. x 3/4 in. lg	1	16		) Lock pin and hook
18	LV6MT1/4730-99-942-7808	LUBRICATING NIPPLE	ESP, straight, 1/8 in.	2	17		)
19	LV6MT13/2540-99-808-8315	PIN ASSEMBLY, TOWING		1	18	FV337708	) Pin retaining
20	LV6MT13/5315-99-808-8310	PINTLE PIN, LOCK		1	19	FV308524	)
21	LV6MT13/2540-99-825-6112	PIN, PIVOT LOCK		1		FV332177	)
22	G1/5306-99-941-0346	BOLT, MACHINE	UNF, S steel, hex hd, zinc coated, 1/2 in. x 2-3/4 in. lg	4			)
23	G1/5310-99-944-0552	WASHER, LOCK	steel, single coil sq sect., Cd P, 1/2 in.	4			)
24	G1/5310-99-941-0928	NUT, PLAIN, HEXAGON	UNF, P steel, zinc coated, 1/2 in.	4			)
25	NP	SKID AND LASHING RING	rear	2		FV255251	)
26	LV9BTR/FV255252	SKID, REAR		2			)
27	LV9BTR/5340-99-848-8002	RING, DEE		2		FV7611	) Dee ring to skid
28	G1/5305-99-941-1778	SCREW, MACHINE	UNF, steel, flat csk hd, slotted, zinc coated, 3/8 in. x 3/4 in. lg	4			)
29	G1/5310-99-944-0550	WASHER, LOCK	steel, single coil, sq sect., Cd P, 3/8 in.	6			) Skid to frame
30	G1/5306-99-941-0310	SCREW, MACHINE	UNF, S steel, hex hd, zinc coated, 3/8 in. x 1-1/8 in. lg	6			)
31	NP	SKID AND LASHING RING	rear	2		FV556399	)
32	LV9BTR/2530-99-874-2273	SKID, REAR		2		FV556400	)
33	LV9BTR/5340-99-848-8002	RING, DEE		2		FV7611	)
34	G1/5305-99-941-1778	SCREW, MACHINE	UNF, steel, flat csk hd, slotted, zinc coated, 3/8 in. x 3/4 in. lg	4			) FV2360 series
35	G1/5310-99-944-0550	WASHER, LOCK	steel, single coil, sq sect., Cd P, 3/8 in.	6			)
36	G1/5305-99-941-0310	SCREW, MACHINE	UNF, S steel, hex hd, zinc coated, 3/8 in. x 1-1/8 in. lg	6			)
37	NP	LASHING RING ASSEMBLY		4		FV11562	)
38	LV9BTR/5340-99-848-8002	RING, DEE		4		FV7611	)
39	G1/5305-99-941-0540	SCREW, MACHINE	UNF, S steel, hex hd, zinc coated, 3/8 in. x 7/8 in. lg	8			) Lashing rings to frame
40	G1/5310-99-944-0550	WASHER, LOCK	steel, single coil, sq sect., Cd P, 3/8 in.	8			)
41	G1/5310-99-941-0926	NUT, PLAIN, HEXAGON	UNF, steel, zinc coated, 3/8 in.	8			)
42	NP	LASHING POINT	front, rh	1		FV631223	)
43	LV9BTR/2590-99-820-6042	STUD ASSEMBLY		1		FV631224	)
44	G1/5310-99-944-0552	WASHER, LOCK	steel, single coil, Cd P, 1/2 in.	1			)
45	G1/5310-99-941-0928	NUT, PLAIN, HEXAGON	UNF, steel, zinc coated, 1/2 in.	1			) FV2360 series
46	NP	LASHING POINT	centre crossmember	1		FV631228	)
47	LV9BTR/2590-99-820-6043	'U' BOLT ASSEMBLY		4		FV621101	)
48	G1/5310-99-944-0552	WASHER, LOCK	steel, single coil, Cd P, 1/2 in.	8			)

RESTRICTED

11A

Item No.	Catalogue Number	Item Name	Item Description	No. Off	Plate Ref.	Drawing No.	Remarks
1		TRAILERS - Contd					
2		FRAME AND FITTINGS - Contd					
3		LASHING POINT - Contd					
4	G1/5310-99-941-8637	WASHER, FLAT	steel, zinc coated, 1/2 in.	8			) FV2360 ) series
5	G1/5310-99-941-0928	NUT, PLAIN, HEXAGON	UNF, steel, zinc coated, 1/2 in.	8			
6	NP	CABLE ASSEMBLY	axle check	2		FV392962	
7	LV9BTR/2540-99-874-2268	CABLE, CHECK, AXLE		2		FV556149	
8	LV9BTR/2540-99-874-2269	BUFFER, CHECK CABLE		4		FV556150	
9	G1/5310-99-120-7444	WASHER, FLAT		4			
10	G1/5310-99-943-4299	NUT, SELF-LOCKING, HEXAGON	steel, zinc coated, 3/8 in. UNF, steel, nylon insert, zinc coated, 3/8 in.	4			
11	LV9BTR/2540-99-817-1734	MOUNTING, REGISTRATION PLATE	lights, rear, lh	1		FV746806	
12	LV9ACR/2590-99-866-2624	PLATE, REGISTRATION, VEHICULAR	13-1/2 in. x 7-1/2 in. x 16 SWG	1		FV499442	
13	G1/5305-99-941-0539	SCREW, MACHINE	UNF, S steel, hex hd, zinc coated, 3/8 in. x 3/4 in. lg	3			) Registra- ) tion plate ) mtg to ) frame
14	G1/5310-99-944-0550	WASHER, LOCK	steel, single coil, sq sect., Cd P, 3/8 in.	3			
15	G1/5310-99-941-0926	NUT, PLAIN, HEXAGON	UNF, steel, zinc coated, 3/8 in.	3			
16	LV9BTR/2540-99-817-1733	MOUNTING, TRAILER PLATE	lights rear rh	1		FV746801	
17	G1/5305-99-941-0539	SCREW, MACHINE	UNF, S steel, hex hd, zinc coated, 3/8 in. x 3/4 in. lg	3			) Trailer ) plate mtg ) to frame
18	G1/5310-99-944-0550	WASHER, LOCK	steel, single coil, sq sect., Cd P, 3/8 in.	3			
19	G1/5310-99-941-0926	NUT, PLAIN, HEXAGON	UNF, P steel, zinc coated, 3/8 in.	3			
20	G1/5305-99-941-0513	SCREW, MACHINE	UNF, S steel, hex hd, zinc coated, 1/4 in. x 3/4 in. lg	2			) Convoy ) plate mtg ) to frame
21	G1/5310-99-944-0548	WASHER, LOCK	steel, single coil, sq sect., Cd P, 1/4 in.	2			
22	G1/5310-99-941-0924	NUT, PLAIN, HEXAGON	UNF, P steel, zinc coated, 1/4 in.	2			
23	G1/5305-99-941-0539	SCREW, MACHINE	UNF, S steel, hex hd, zinc coated, 3/8 in. x 3/4 in. lg	8			) Front ) sidelight ) mtg to ) frame
24	G1/5310-99-944-0550	WASHER, LOCK	steel, single coil, sq sect., Cd P, 3/8 in.	8			
25	G1/5310-99-941-0926	NUT, PLAIN, HEXAGON	UNF, P steel, zinc coated, 3/8 in.	8			
26	LV9BTR/5340-99-874-2272	CLIP, SPRING, TRAILER SOCKET		1		FV556226	
27	G1/5305-99-941-0513	SCREW, MACHINE	UNF, S steel, hex hd, zinc coated, 1/4 in. x 3/4 in. lg	2			) Clip to ) frame
28	G1/5310-99-944-0548	WASHER, LOCK	steel, single coil, sq sect., Cd P, 1/4 in.	2			
29	G1/5310-99-941-0924	NUT, PLAIN, HEXAGON	UNF, P steel, zinc coated, 1/4 in.	2			
30	G1/5305-99-941-1069	SCREW, MACHINE	UNF, S steel, hex hd, Cd P, 1/4 in. x 7/8 in. lg	2			) Terminal ) block
31	G1/5310-99-944-0548	WASHER, LOCK	steel, single coil, sq sect., Cd P, 1/4 in.	2			
32	G1/5310-99-941-0924	NUT, PLAIN, HEXAGON	UNF, P steel, zinc coated, 1/4 in.	2			) stirrup to ) frame
33	LV9BTR/9905-99-804-8395	PLATE, IDENTIFICATION	Al, blank, 2-1/16 in. w x 5-29/64 in. lg	1		FV130670	
34	G1/5305-99-136-7619	SCREW, DRIVE	steel, rd hd, Cd P no. 4 x 3-1/8 in. lg	4			) Plate to ) frame ) Weld to ) frame after ) assy
35	LV9BTR/2510-99-820-5008	PIN, CHASSIS FRAME		2		FV392995	
36	LV6MT1/78485	PLATE, MODIFICATION RECORD	1-3/8 in. x 1-3/4 in. x 20 SWG	1			) Modifi- ) cation ) plate to ) frame
37	Z2/ZB14835	SCREW, HAMMER DRIVE	steel, rd hd, no. 00 x 1/4 in. lg	4			
38	NP	PINTLE		1		FV11505	
39	LV9BTR/2540-99-849-0392	BRACKET, PINTLE		1		FV11504	
40	LV9BTR/2540-99-849-0391	PINTLE, REAR		1		FV11503	
41	LV9BTR/2540-99-849-0363	CHAIN, PIN RETAINING		1		FV7617	

Amtd 14887-5

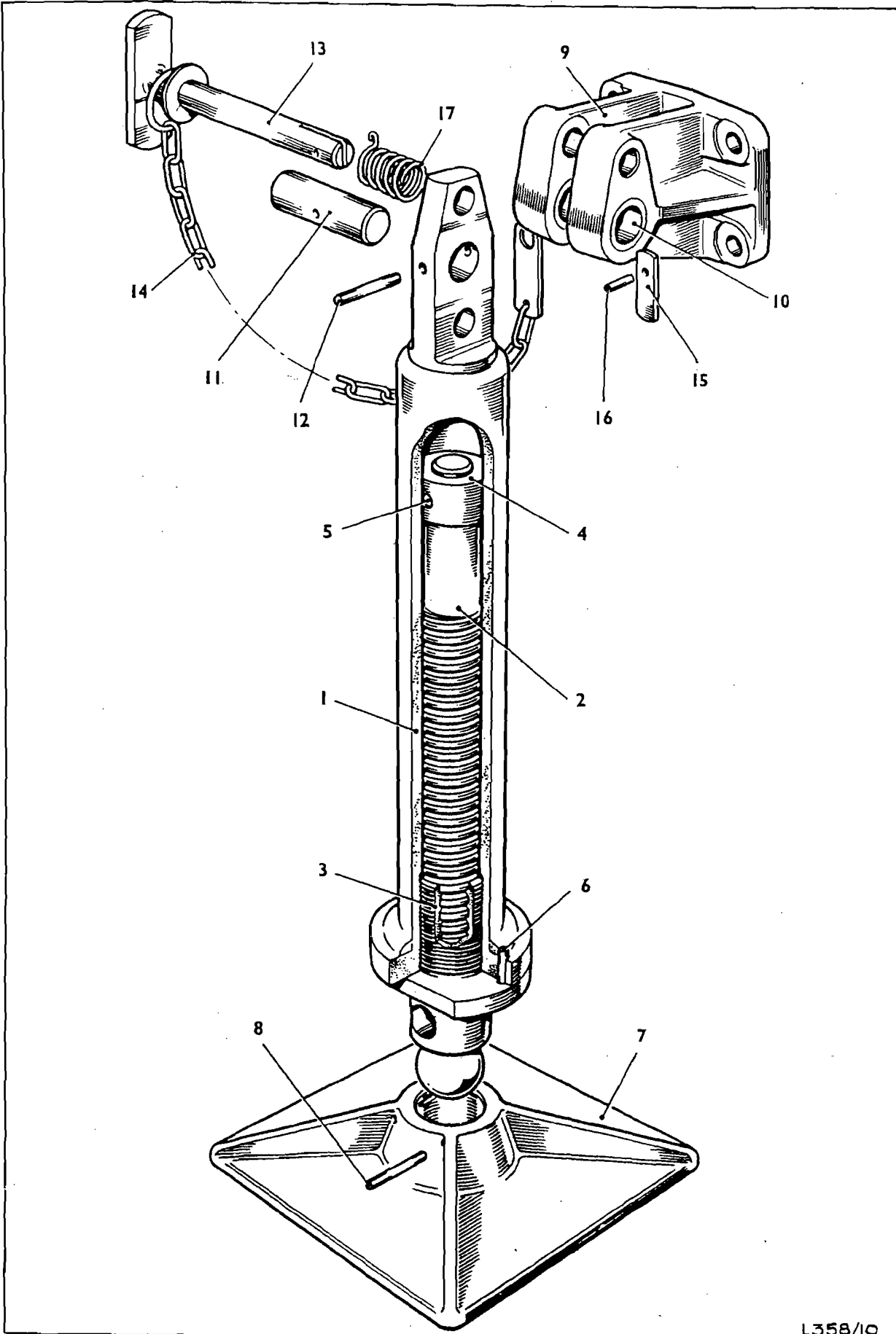
Item No.	Catalogue Number	Item Name	Item Description	No. Off	Plate Ref.	Drawing No.	Remarks
1		TRAILERS - Contd					
2		FRAME AND FITTINGS - Contd					
3		PINTLE - Contd					
4		CHAIN, PIN RETAINING - Contd					
5	G1/GA13572	CHAIN	steel, single link, no. 4 x 14 SWG		A/R		)
6	G1/5305-99-941-0541	SCREW, MACHINE	UNF, S steel, hex hd, zinc coated, 3/8 in. x 1 in. lg	1			)
7	G1/5305-99-941-0310	SCREW, MACHINE	UNF, S steel, hex hd, zinc coated, 3/8 in. x 1-1/8 in. lg	2			) Rear pintle to frame
8	G1/5310-99-944-0550	WASHER, LOCK	steel, single coil sq sect., Cd P, 3/8 in.	3			)
9	G1/5310-99-941-0926	NUT, PLAIN, HEXAGON	UNF, P steel, zinc coated, 3/8 in.	3			)
10	NP	MUDWING	w/brackets	1		FV109248	)
11	LV9BTR/2510-99-848-8132	MUDWING WELDED ASSEMBLY	right w/brackets	1		FV109247	)
12	NP	MUDWING	w/brackets	1		FV109251	)
13	LV9BTR/2510-99-848-8133	MUDWING WELDED ASSEMBLY	left	1		FV109250	)
14	G1/5305-99-941-0525	SCREW, MACHINE	UNF, S steel, hex hd, zinc coated, 5/16 in. x 3/4 in. lg	8			) Mudwings to frame
15	G1/5310-99-944-0549	WASHER, LOCK	steel, single coil, sq sect., Cd P, 5/16 in.	8			)
16	G1/5310-99-941-0925	NUT, PLAIN, HEXAGON	UNF, P steel, zinc coated, 5/16 in.	8			)
17	G1/5305-99-941-0512	SCREW, MACHINE	UNF, S steel, hex hd, zinc coated, 1/4 in. x 5/8 in. lg	2			)
18	G1/5310-99-944-0548	WASHER, LOCK	steel, single coil, sq sect., Cd P, 1/4 in.	2			) Tail-lamp mtg
19	G1/5310-99-941-0924	NUT, PLAIN, HEXAGON	UNF, P steel, zinc coated, 1/4 in.	2			)
20	LV9BTR/2540-99-849-1317	CLAMP ASSEMBLY, CABLE	w/wing nut	1		FV239787	)
21	NP	SPACER	steel, zinc coated, 3/8 in.	1		FV239793	)
22	G1/5310-99-941-8635	WASHER, FLAT	UNF, br, tin plated, 3/8 in.	1			)
23	Z2/5310-99-941-6867	NUT, WING	steel, single coil, sq sect., Cd P, 3/8 in.	3			)
24	G1/5310-99-944-0550	WASHER, LOCK	steel, zinc coated, 3/8 in.	1			)
25	G1/5310-99-941-8635	WASHER, FLAT	UNF, P steel, zinc coated, 3/8 in.	3			)
26	G1/5310-99-941-0926	NUT, PLAIN, HEXAGON	UNF, S steel, hex hd, zinc coated, 3/8 in. x 7/8 in. lg	6			) Rear skids to Mk 1 frame
27	G1/5305-99-941-0540	SCREW, MACHINE	UNF, P steel, zinc coated, 3/8 in.	6			)
28	G1/5310-99-944-0550	WASHER, LOCK	steel, single coil, sq sect., Cd P, 3/8 in.	6			)
29	G1/5310-99-941-0926	NUT, PLAIN, HEXAGON	UNF, P steel, zinc coated, 3/8 in.	6			)
30	G1/5310-99-944-0550	WASHER, LOCK	steel, single coil, sq sect., Cd P, 3/8 in.	6			) Rear skids to Mk 2 frame
31	G1/5305-99-941-0310	SCREW, MACHINE	UNF, S steel, hex hd, zinc coated, 3/8 in. x 1-1/8 in. lg	6			)



RESTRICTED

H

# FRONT SUPPORT STAND, MK 1 AND MK 2



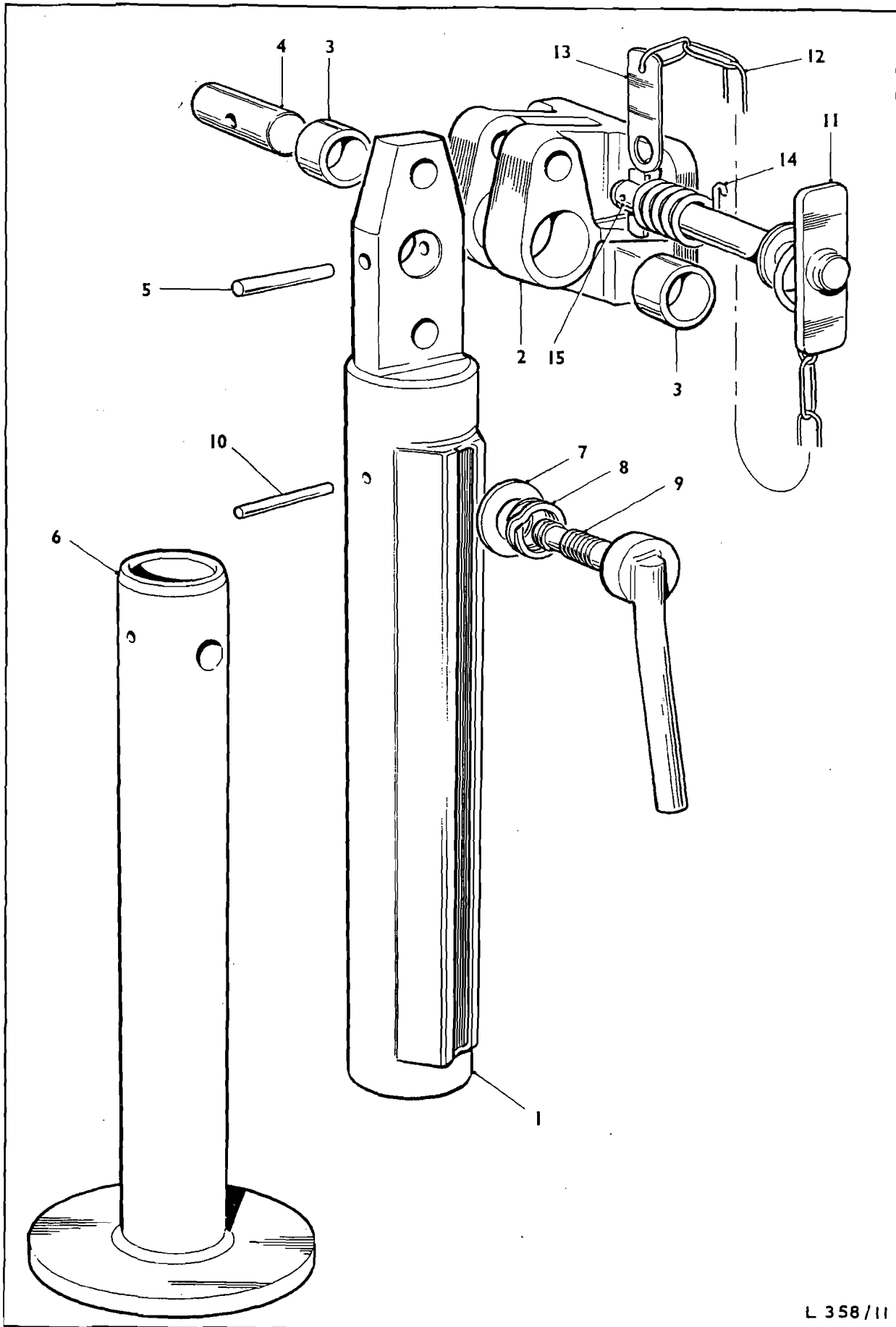
L358/10

RESTRICTED

Item No.	Catalogue Number	Item Name	Item Description	No. Off	Plate Ref.	Drawing No.	Remarks
1		TRAILERS - Contd				H	
2		LEVELLING EQUIPMENT, Mk 1					
3	LV9BTR/2510-99-849-0604	AND Mk 2 - 6045 STAND SUPPORT	front	1	1-17	FV137828	
4	LV9BTR/2590-99-849-0604	TUBE, SUPPORT STAND		1	1	FV137827	
5	NP	SHAFT ASSEMBLY		1	2-5	FV137185	
6	LV9BTR/2590-99-849-0509	SHAFT, STRAIGHT		1	2	FV12431	
7	LV9BTR/2590-99-849-0508	BUSHING, SCREWED		1	3	FV12427	
8	LV9BTR/2590-99-849-0595	COLLAR, SHAFT		1	3	FV12427	
9	G1/5315-99-942-3775	PIN, GROOVED, HEADLESS	steel, phos, 49/64 in. id x 1-3/8 in. od x 7/8 in. lg	1	4	FV137184	
10	G1/5315-99-942-3747	PIN, GROOVED, HEADLESS	steel, phos, 1/4 in. dia x 1-1/4 in. lg	1	5		
11	LV9BTR/2590-99-849-0510	PLATE, BASE	steel, phos, 1/8 in. dia x 1-1/4 in. lg	2	6		
12	G1/5315-99-942-3749	PIN, GROOVED, HEADLESS	steel, phos, 1/8 in. dia x 1-1/4 in. lg	1	7	FV12435	
13	LV9BTR/2510-99-848-8043	BRACKET		2	8		
14	LV6MT1/3120-99-800-9126	BEARING, SLEEVE	bronze, 0.754 in. id x 0.941 in. od x 0.750 in. lg	1	9-10	FV11566	
15	LV9BTR/2510-99-848-8044	PIN, PIVOT		2	10		
16	G1/5315-99-942-3765	PIN, GROOVED, HEADLESS	steel, phos, 3/16 in. dia x 1-1/4 in. lg	1	11	FV11573	
17	LV9BTR/2590-99-849-0505	PIN, ASSEMBLY CHAIN	steel, single link, no. 4 x 14 SWG	1	12		
18	G1/GA13572		steel, single link, no. 4 x 14 SWG	1	13	FV11584	
19	G1/5315-99-942-3743	PIN, GROOVED, HEADLESS	steel, phos, 1/8 in. dia x 1/2 in. lg	A/R	14		
20	LV9BTR/2590-99-849-0504	SPRING, PIN, LOCATING		1	16		
21	G1/5305-99-941-0295	SCREW, MACHINE	UNF, steel, hex hd, zinc coated, 5/16 in. x 1 in.	1	17	FV11582	
22	G1/5310-99-941-6655	WASHER, LOCK	steel, single coil, sq sect., 5/16 in.	4			Screw jack to frame
23	G1/5310-99-941-0925	NUT, PLAIN, HEXAGON	UNF, steel, zinc coated, 5/16 in.	4			

J

# REAR SUPPORT STAND MKI AND MK2



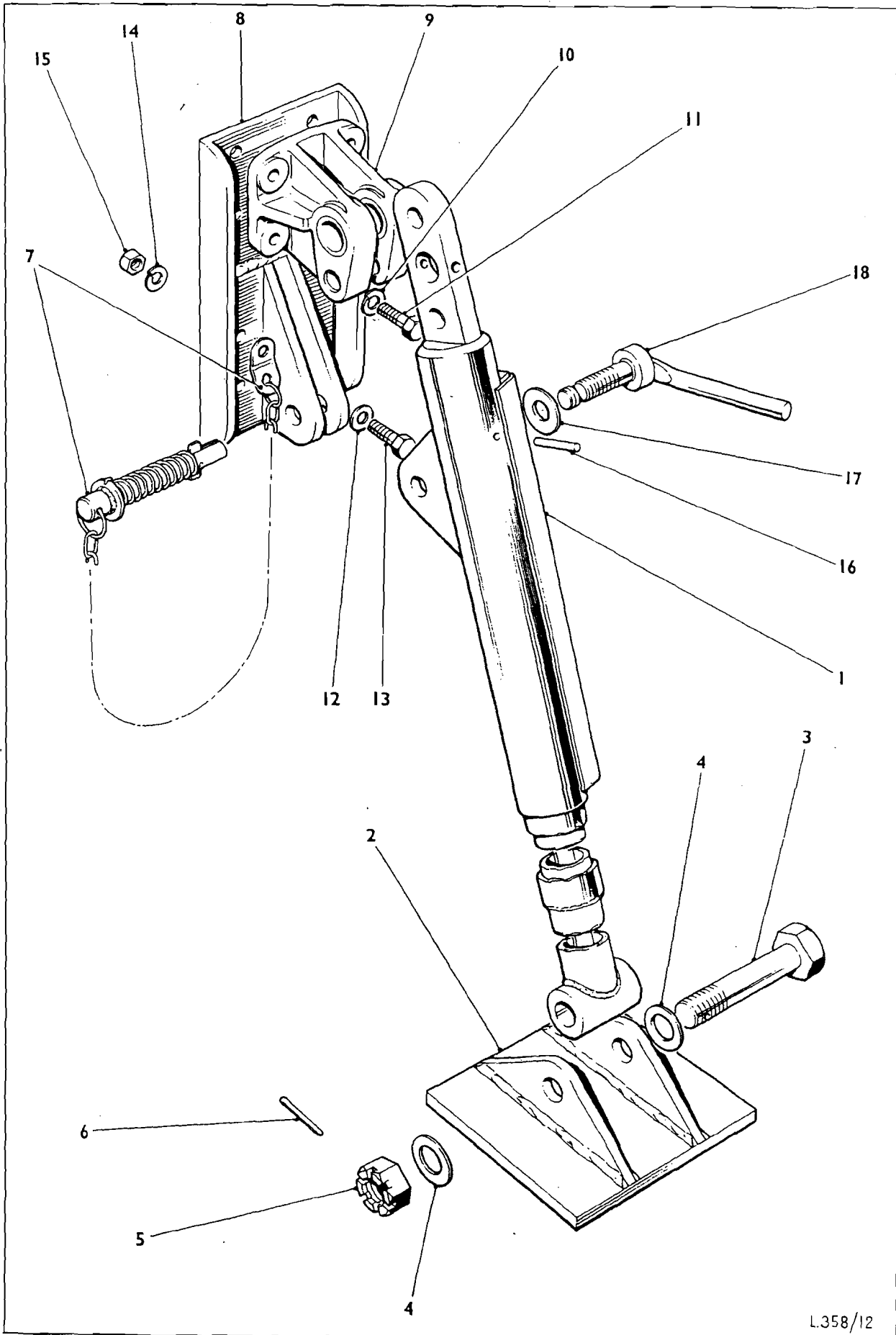
L 358/11

Item No.	Catalogue Number	Item Name	Item Description	No. Off	Plate Ref.	Drawing No.	Remarks
1		TRAILERS - Contd				J	
2		LEVELLING EQUIPMENT, Mk 1					
3		AND Mk 2 - Contd					
4	LV9BTR/2590-99-849-0502	REAR SUPPORT STANDS -	Mk 1 and Mk 2				
5	LV9BTR/2510-99-848-8043	TUBE AND BRACKET	outer	2	1-5	FV11574	
6	LV6MT1/3120-99-800-9126	BRACKET AND BUSH		2	2-3	FV11566	
7	LV9BTR/2510-99-848-8044	BEARING, SLEEVE	bronze, 0.754 in. id x 0.941 in. od x 0.750in.lg	4	3		
8	G1/5315-99-942-3765	PIN, PIVOT		2	4	FV11573	} Stand to } bracket
9	LV9BTR/2590-99-849-0503	PIN, GROOVED, HEADLESS	steel, GP3, 3/16 in. dia x 1-1/4 in. lg	2	5		
10	LV9BTR/2590-99-849-0507	TUBE, INNER		2	6	FV11579	
11	LV9BTR/2590-99-849-0506	WASHER, CLAMP BOLT		2	7	FV11588	
12	G1/5315-99-942-3765	BOLT, CLAMP		2	9	FV11587	
13	LV9BTR/2590-99-849-0505	PIN, GROOVED, HEADLESS	steel, GP3, 3/16 in. dia x 1-1/4 in. lg	2	10		
14	NP	PIN, ASSEMBLY, LOCATING		2	11-15	FV11584	
15	G1/GA13572	PIN, LOCATING		1	11-13	FV11581	
16	LV9BTR/2590-99-849-0504	CHAIN	steel, single link, no. 4 x 14SWG	A/R	12		
17	G1/5315-99-942-3743	SPRING PIN, LOCATING		1	14	FV11582	
18	G1/5306-99-941-0296	PIN, GROOVED, HEADLESS	steel, phos, 1/8 in. dia x 1/2 in. lg	1	15		
19	G1/5310-99-941-6655	BOLT, MACHINE	UNF, S steel, hex hd, zinc coated, 5/16 in. x 1-1/8 in.	8			} Support } stands to } frame
20	G1/5310-99-941-0914	WASHER, LOCK	steel, single coil, sq sect., 5/16 in.	8			
		NUT, PLAIN, HEXAGON	UNF, steel, zinc coated, 5/16 in.				

RESTRICTED

**K**

# REAR SUPPORT STAND - G.M. EQUIPMENT



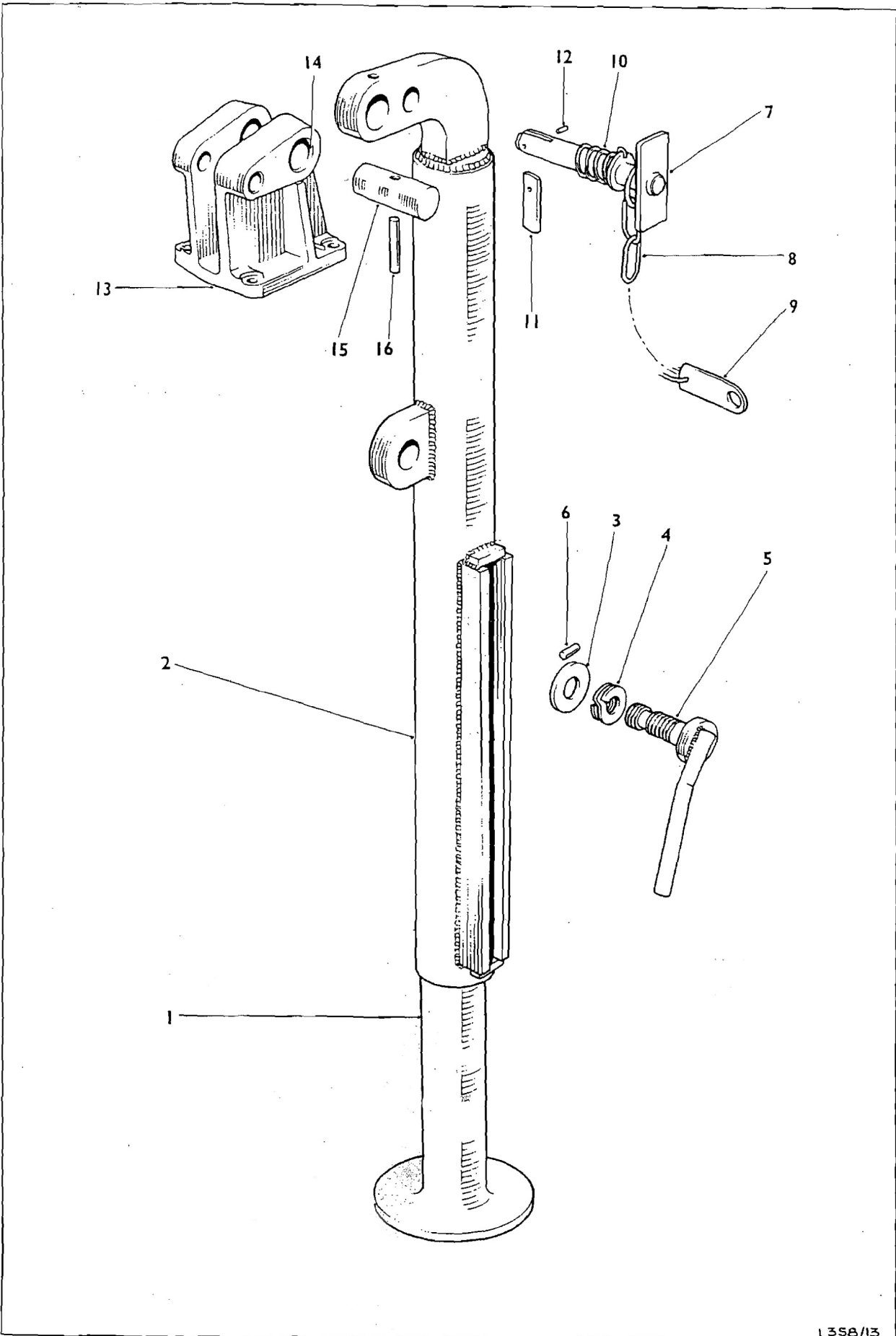
L.358/12

RESTRICTED

Item No.	Catalogue Number	Item Name	Item Description	No. Off	Plate Ref.	Drawing No.	Remarks
1		TRAILERS - Contd				K	
2		LEVELLING EQUIPMENT, Mk 1					
3		AND Mk 2 - Contd					
4		REAR SUPPORT STAND					
5	NP LV9BTR/2510-99-873-7734	STAND ASSEMBLY REAR LEG, JACK ASSEMBLY	lh	1	1-11	FV520109	Used when guided missile test equipment is fitted
6	NP	REAR	lh	1	1	FV520208	
7	NP LV9BTR/2510-99-873-7735	STAND ASSEMBLY REAR LEG, JACK ASSEMBLY	rh	1	1-11	FV520110	
8		REAR	rh	1	1	FV520209	
9		REAR STANDS -					
10	LV9BTR/2510-99-873-7736	FOOT, JACK LEG		1	2	FV520210	
11	G1/5306-99-941-0378	BOLT, MACHINE	UNF, S steel, hex hd, zinc coated, 3/4 in. x 3-1/2 in.	1	3		
12	G1/5310-99-941-0865	NUT, SLOTTED, HEXAGON	UNF, P steel, zinc coated, 3/4 in.	1	5		
13	G1/5315-99-944-0189	PIN, COTTER, SPLIT	steel, phos, 5/32 in. x 2-1/4 in.	1	6		
14	Z10/5315-99-102-1802	PIN, TOGGLE, HEADED		1	7	FV489521	
15	LV9BTR/FV520211	SUPPORT PLATE		1	8		
16	G1/5310-99-944-0549	WASHER, LOCK	steel, single coil, sq sect., Cd P, 5/16 in.	4	10		
17	G1/5306-99-941-0295	BOLT, MACHINE	UNF, S steel, hex hd, zinc coated, 5/16 in. x 1 in.	4	11		
18	G1/5306-99-941-0297	BOLT, MACHINE	UNF, S steel, hex hd, zinc coated, 5/16 in. x 1-1/4 in.	4	12		
19	G1/5310-99-941-8386	WASHER, FLAT	steel, zinc coated, 5/16 in.	8	13		
20	G1/5310-99-944-0549	WASHER, LOCK	steel, single coil, sq sect., Cd P, 5/16 in.	8	14		
21	G1/5310-99-941-0925	NUT, PLAIN, HEXAGON	UNF, P steel, zinc coated, 5/16 in.	8	15		

L

# SUPPORT STAND MK. 3



L358/13

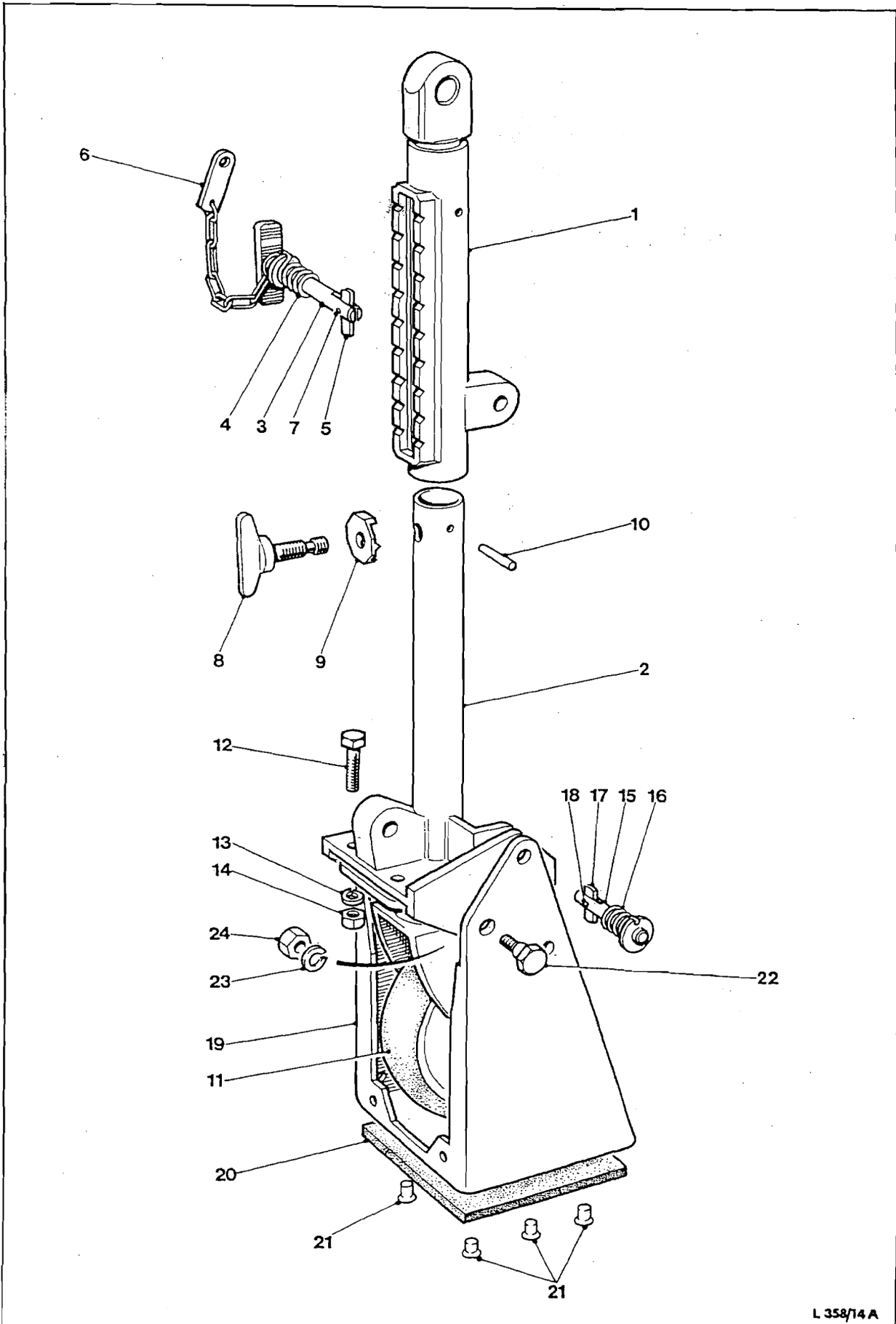
RESTRICTED

Item No.	Catalogue Number	Item Name	Item Description	No. Off	Plate Ref.	Drawing No.	Remarks
1						L	
2		TRAILERS - Contd					
3		LEVELLING EQUIPMENT Mk 3 -					
4		SUPPORT STANDS -	front and rear	1	1-16		
5	LV9BTR/2590-99-849-0503	TUBE, INNER		1	1	FV11579	
6	LV9BTR/2540-99-874-2260	TUBE, OUTER		1	2	FV556100	Front stand
7	LV9BTR/2540-99-874-2259	TUBE, OUTER		1		FV556097	Rear stand
8	LV9BTR/2590-99-849-0507	WASHER, CLAMP BOLT		1	3	FV11588	
9	LV9BTR/5310-99-136-8326	WASHER, FLAT		3		FV746827	
10	G1/5310-99-941-6631	WASHER, LOCK	steel, double coil, 1/2 in.	1	4		
11	LV9BTR/2590-99-849-0506	BOLT, CLAMP		1	5	FV11587	
12	G1/5315-99-942-3749	PIN, GROOVED, HEADLESS	steel, phos, 1/8 in. dia x 1-1/4 in. lg	1	6		
13	LV9BTR/2590-99-849-0505	PIN, ASSEMBLY, LOCATING		1	7-12	FV11584	
14	NP	PIN, LOCATING		1	7-8	FV11581	
15	G1/GA13572	CHAIN	steel, single link, no. 4 x 14 SWG	A/R	8		
16	LV9BTR/2590-99-849-0504	SPRING PIN, LOCATING		1	10	FV11582	
17	G1/5315-99-942-3743	PIN, GROOVED, HEADLESS	steel, phos, 1/8 in. dia x 1/2 in. lg	1	12		
18	LV9BTR/2510-99-802-3697	BRACKET, EYE, NONROTATING SHAFT		1	13	FV556098	
19	LV6MT1/3120-99-800-9126	BEARING, SLEEVE	bronze, 0.754 in. id x 0.94 in. od x 0.750 in. lg	2	14		
20	LV6MT1/3120-99-803-6925	BEARING, SLEEVE		6		72168	CAV SIMMS
21	G1/5315-99-120-7441	PIN, GROOVED, HEADLESS	steel, zinc coated, 3/4 in. dia x 2 in. lg	1	15		) Bracket
22	G1/5315-99-942-0845	PIN, TAPER, SOLID	steel, phos, 3/16 in. dia x 1-3/4 in. lg	1	16		) to stand
23	G1/5306-99-941-0298	BOLT, MACHINE	UNF, S steel, hex hd, zinc coated, 5/16 in. x 1-3/8 in.	8			)
24	G1/5310-99-944-0549	WASHER, LOCK	steel, single coil, sq sect., Cd P, 5/16 in.	8			) Rear support stand to bracket
25	G1/5310-99-941-0925	NUT, PLAIN, HEXAGON	UNF, P steel, zinc coated, 5/16 in.	8			)
26	LV9BTR/2540-99-874-2264	BRACKET, SUPPORT STAND	front	1		FV556113	)
27	G1/5305-99-941-0295	SCREW, MACHINE	UNF, steel, hex hd, zinc coated, 5/16 in. x 1 in.	4			)
28	G1/5306-99-941-0304	BOLT, MACHINE	UNF, steel, hex hd, zinc coated, 5/16 in. x 2-3/4 in.	4			)Front support stand bracket to frame
29	G1/5310-99-944-0549	WASHER, LOCK	steel, single coil sq sect., Cd P, 5/16 in.	8			)
30	G1/5310-99-941-0925	NUT, PLAIN, HEXAGON	UNF, steel, zinc coated, 5/16 in.	8			)



M

# JOCKEY WHEEL



L 358/14 A

Amdt 14887-3

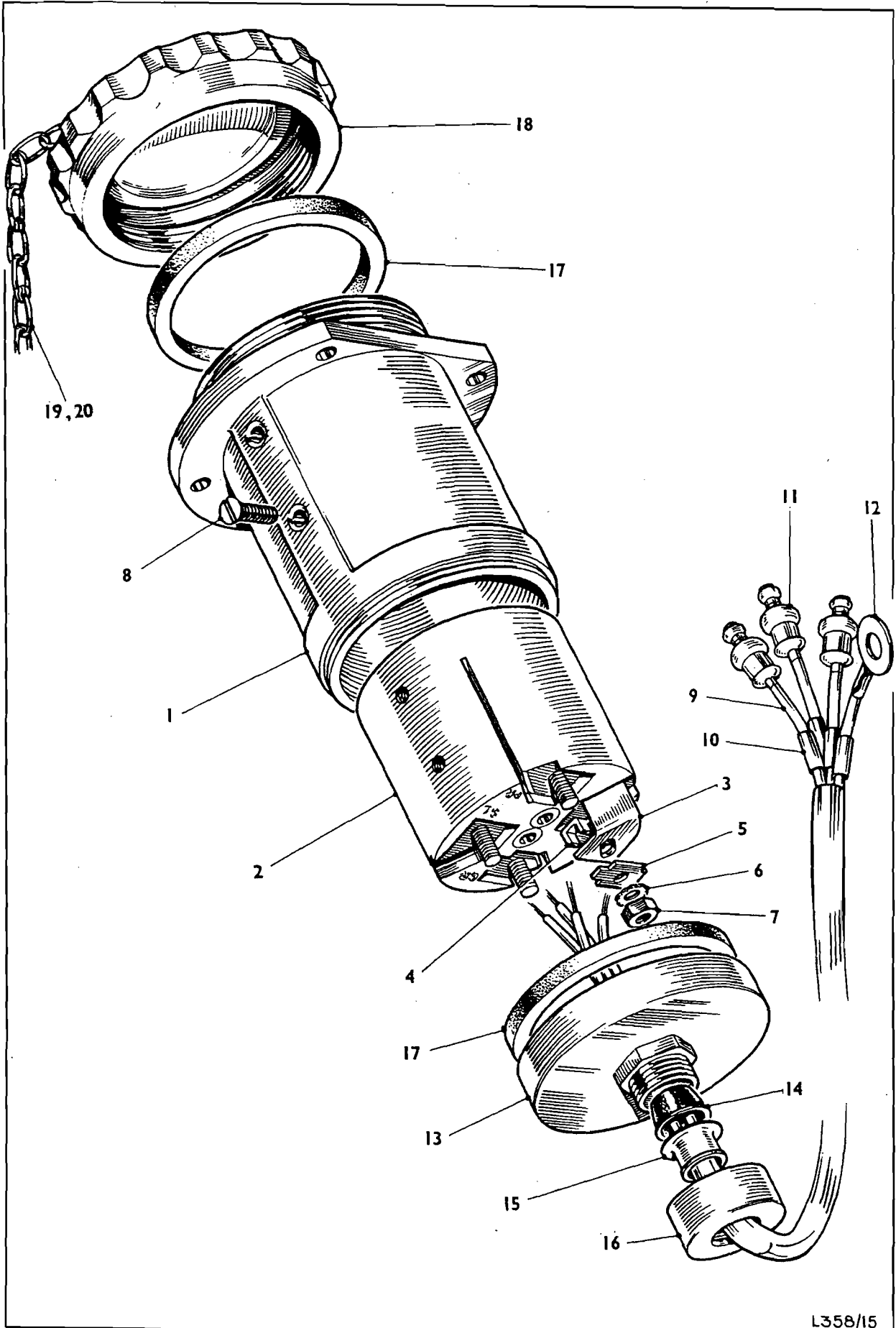
RESTRICTED

Item No.	Catalogue Number	Item Name	Item Description	No. Off	Plate Ref.	Drawing No.	Remarks
1		TRAILERS - Contd				M	
2		LEVELLING EQUIPMENT					
3		Mk 3 - Contd					
4	NP	JOCKEY WHEEL ASSEMBLY	lh and rh	2	1-27	FV631220	) FV2363,4 & 7 only
5	LV9BTR/2530-99-810-2634	TUBE ASSEMBLY	outer	2	1	FV631509	
6	LV9BTR/2530-99-810-2636	TUBE ASSEMBLY	inner, rh	1		FV620967	
7	LV9BTR/2530-99-810-2635	TUBE ASSEMBLY	inner, lh	1	2	FV620966	
8	LV9BTR/5305-99-806-2332	PIN, TOGGLE, HEADED		2	3-7	FV556299	
9	LV9BTR/2590-99-810-2638	PIN, LOCATING		2	3	FV556300	
10	LV9BTR/2590-99-849-0504	SPRING, PIN					
11	LV9BTR/2590-99-406-6218	LOCATING CATCH, TOGGLE	support stand	2	4	FV11582	
12	G1/5315-99-120-3197	HEADED PIN		2	5	FV11583	
13	LV9BTR/5305-99-806-2331	PIN, GROOVED, HEADLESS	steel, 3/16 in. x 3/4 in. lg	2	7		
14	LV9BTR/5305-99-806-2335	BOLT, CLAMPING	steel, Cd P, 1/2 in. UNF x 2-3/4 in. lg	2	8	FV654591	
15	G1/5315-99-946-5356	WASHER, LOCATING	steel, 0.531 in. id	2	9	FV620986	
16	LV9BTR/5340-99-807-0680	PIN, GROOVED, HEADLESS	steel, 1/8 in. x 1 in. lg	2	10		
17	G1/5305-99-941-0557	CASTOR, FLANGED	6 in. dia	1	11	FV631514	
18	G1/5310-99-944-0551	SCREW, MACHINE	UNF, R steel, hex hd, zinc coated, 7/16 in. x 1-1/4 in. lg	8	12		) Castor flange to inner tube
19	G1/5310-99-941-0927	WASHER, LOCK	steel, single coil, sq sect., 7/16 in.	8	13		
20	LV9BTR/5305-99-806-2333	NUT, PLAIN, HEXAGON	UNF, P steel, zinc coated, 7/16 in.	8	14		
21	LV9BTR/2590-99-810-2637	PIN, TOGGLE, HEADED		2	15-18	FV620982	
22	LV9BTR/2590-99-849-0504	PIN ASSEMBLY		2	15	FV620983	
23	LV9BTR/5305-99-806-2422	SPRING, PIN	support stand	2	16	FV11582	
24	G1/5315-99-120-3197	LOCATING CATCH, TOGGLE		2	17	FV620929	
25	LV9BTR/2590-99-828-2625	HEADED PIN	steel, 3/16 in. x 3/4 in. lg	2	18		
26	LV9BTR/2590-99-828-2626	STAND ASSEMBLY	lh	1	19	FV746893	
27	LV9BTR/2590-99-824-7933	STAND ASSEMBLY	rh	1		FV746894	
28	G1/5320-99-122-3186	PAD, CUSHIONING	ferodo, 4-1/2 in. w x 5 in. lg x 3/16 in. thk	1	20	FV746891	
29	LV9BTR/5306-99-806-2334	RIVET, TUBULAR	copper, 3/16 in. x 1/2 in. lg	6	21		Pad to sta
30	G1/5310-99-941-0550	BOLT, SHOULDER	UNF, steel, hex hd, 3/8 in. x 1-1/16 in. lg	4	22	FV620980	Jockey wheel
31	G1/5310-99-941-0926	WASHER, LOCK	steel, single coil, sq sect., 3/8 in.	4	23		stand
32	LV9BTR/2590-99-828-2621	NUT, PLAIN, HEXAGON	UNF, P steel, zinc coated, 3/8 in.	4	24		rivet
33	LV9BTR/2590-99-828-2622	BRACKET ASSEMBLY	welded assy, lh front	1		FV631507	) Bracket assemblies to stay assemblies
34	LV9BTR/2590-99-828-2623	STAY ASSEMBLY	welded assy, lh	1		FV631508	
35	LV9BTR/2590-99-828-2624	BRACKET ASSEMBLY	welded assy, rh front	1		FV631509	
36	G1/5305-99-941-0539	STAY ASSEMBLY	welded assy, rh	1		FV631506	
37	G1/5310-99-944-0550	SCREW, MACHINE	UNF, steel, hex hd, zinc coated, 3/8 in. x 3/4 in. lg	10			
38	G1/5310-99-135-6785	WASHER, LOCK	steel, single coil, sq sect., Cd P, 3/8 in.	8			
39	G1/5310-99-944-0552	NUT, PLAIN, HEXAGON	UNF, steel, zinc coated, 3/8 in.	10			
40	G1/5310-99-941-0928	WASHER, LOCK	steel, single coil, sq sect., Cd P, 1/2 in.	2			) Stay assemblies to spring hangers
41	LV6MT1/3120-99-806-6803	NUT, PLAIN, HEXAGON	UNF, steel, zinc coated, 1/2 in.	2			
42	LV9BTR/5315-99-806-2418	BEARING, SLEEVE	bronze, 3/4 in. id x 15/16 in. od x 5/8 in. lg	4		CT349-8	) Outer tube assemblies to bracket assemblies
43	G1/5315-99-942-3767	PIN, STRAIGHT, HEADLESS	steel, 0.749 in. x 2 in. lg	2		FV631570	
44	G1/5310-99-941-6657	PIN, GROOVED, HEADLESS	steel, phos, 3/16 in. x 1-1/2 in. lg	2			
45	G1/5310-99-136-1517	WASHER, LOCK		8			
		NUT, PLAIN, HEXAGON		8			

Amdt 14887

**N**

# TRAILER SOCKET



L358/15

RESTRICTED

Item No.	Catalogue Number	Item Name	Item Description	No. Off	Plate Ref.	Drawing No.	Remarks
1		TRAILERS - Contd			N		
2		ELECTRICAL EQUIPMENT -					
3		CABLES AND FITTINGS Mk 1					
4	NP	AND Mk 2					
5	LV9BTR/5975-99-849-1352	SOCKET TRAILER		2		FV255257	
6	G2/4710-99-960-4695	CONDUIT, ELECTRICAL TUBING, STEEL	w/clips seamless cold drawn; 5/8 in. od x 18 SWG	2			
7	LV6MT4/5995-99-805-0039	CONNECTOR, ELECTRICAL SOCKET		A/R			
8	LV6MT4/5935-99-805-0120	BODY, ELECTRICAL SOCKET		2	1-20	FV157951 WR/2132/10	
9	Z2/5305-99-941-9918	SCREW, MACHINE	BA, steel, csk hd, slotted, Cd P, no. 2 x 3/8 in.	2	2-7		
10	LV6MT4/5935-99-805-0121	CONNECTOR		8	8		
11	Y3/6145-99-943-4824	CABLE, ELECTRIC	insulated, 40/0.0076 in. 12A	2	9-12		
12	LV6MT4/5935-99-805-2902	PLUG, ELECTRICAL	single contact, straight, 12A	A/R	9		
13	LV6MT4/8507	TERMINAL	br, eyelet, 5/16 in. id	6	11	861122	
14	LV6MT4/5935-99-805-0059	SHIELD, ELECTRICAL SOCKET		2	12		
15	LV6MT4/5340-99-805-0058	BUSHING, RUBBER		2	13	WR/2132/4	
16	LV6MT4/5975-99-805-0057	BUSH, ELECTRICAL CONDUCTOR		2	14	WR/2132/3	
17	LV6MT4/5310-99-805-0056	NUT, PLAIN, ROUND	Whit form, Al alloy, 3/4 in.	2	15	WR/2132/2	
18	LV6MT4/5330-99-805-0060	WASHER, NONMETALLIC		2	16	WR/2132/1	
19	LV6MT4/5935-99-805-0061	COVER, ELECTRICAL SOCKET		4	17	WR/2132/5	
20	LV6MT4/5935-99-805-0062	HOLDER, ELECTRICAL SOCKET		2	18-20	WR/2132/6	
21	G1/5305-99-120-2889	SCREW, MACHINE	UNF, steel, csk hd, slotted, zinc coated, 1/4 in. x 3/4 in.	2			
22	G1/5310-99-941-0924	NUT, PLAIN, HEXAGON	UNF, steel, zinc coated, 1/4 in.	8			Sockets to brackets
23	G1/5310-99-941-6644	WASHER, LOCK	steel, single coil, sq sect., Cd P, 1/4 in.	8			
24	G1/GA17628	SCREW, MACHINE	UNF, steel, csk hd, slotted, 1/4 in. x 1 in.	8			Trailer socket
25	G1/5310-99-941-0924	NUT, PLAIN, HEXAGON	UNF, steel, zinc coated, 1/4 in.	4			
26	G1/5310-99-941-6644	WASHER, LOCK	steel, single coil, sq sect., Cd P, 1/4 in.	4			front cover plugs to bracket or frame
27	G1/5305-99-941-0539	SCREW, MACHINE	UNF, steel, hex hd, zinc coated, 3/8 in. x 3/4 in.	4			
28	G1/5310-99-941-0926	NUT, PLAIN, HEXAGON	UNF, steel, zinc coated, 3/8 in.	3			Trailer socket bracket to frame
29	G1/5310-99-941-6646	WASHER, LOCK	steel, single coil, sq sect., Cd P, 3/8 in.	3			
30	G1/5305-99-941-8456	SCREW, SELF-TAPPING	steel, hex hd, zinc coated, no. 14 x 3/8 in.	3			Trailer socket cover chain to frame
31	G1/5310-99-941-7072	WASHER, FLAT	steel, Cd P, 1/4 in.	2			
32	LV6MT4/5935-99-805-2877	SOCKET ASSEMBLY, ELECTRICAL		2		LU815248	Guided missile test equipment trailer only
33	Z2/5305-99-941-8837	SCREW, MACHINE	BA, steel, hex hd, Cd P, no. 2 x 1 in.	2			
34	Z2/5305-99-120-1618	SCREW, MACHINE	BA, steel, rd hd, slotted, Cd P, no. 2 x 5/8 in.	2			
35	Z2/5310-99-941-6643	WASHER, LOCK	steel, single coil, sq sect., Cd P, BA no. 2	2			
36	Z2/5310-99-901-7826	NUT, PLAIN, HEXAGON	BA, steel, NP, thin, no. 2	4			
37	LV6MT4/2590-99-803-5875	CABLE	6 ft lg	1		WR3168	
38	LV6MT4/2590-99-802-9315	CABLE JUMPER	.8 ft 11 in. lg; w/12 pin plug	1		FV166478/5 FV502632	
39	LV6MT4/5935-99-805-0331	PLUG, ELECTRICAL	12 pole	1			
40	Y3/6145-99-102-9174	CABLE, ELECTRICAL	12 core, 40/0.0076 in. PVC, insulated, 0.650 in. dia	A/R		FVRDE2064	
41	LV6MT4/5935-99-805-2902	PLUG, ELECTRICAL	single contact, straight, 12A	10		LU861122	
42	LV6MT4/5940-99-943-8569	TERMINAL, LUG	br, solder type, 3/16 in.	2			
43	LV6MT4/5975-99-881-3356	SLEEVE, INSULATION		.1			
44	NP	HARNES ASSEMBLY	taillight, 1 ft 10 in. lg	1		FV166001/7	
45	Y3/6145-99-943-4824	CABLE, ELECTRICAL	insulated, 40/0.0076 in; glass braid	A/R			
46	LV6MT4/5935-99-805-2902	PLUG, ELECTRICAL	single contact, straight, 12A	2		LU861122	

Amdt 14887-

Item No.	Catalogue Number	Item Name	Item Description	No. Off	Plate Ref.	Drawing No.	Remarks
1		TRAILERS - Contd					
2		ELECTRICAL EQUIPMENT - Contd					
3		CABLES AND FITTINGS - Contd					
4	NP	HARNESS ASSEMBLY	taillight, 3 ft 3 in. lg	1		FV166002/60	
5	Y3/6145-99-943-4824	CABLE, ELECTRICAL	insulated, 40/0.0076 in., glass braid	A/R			
6	LV6MT4/5935-99-805-2902	PLUG, ELECTRICAL	single contact, straight, 12A	2			
7	NP	HARNESS ASSEMBLY	taillight, 1 ft 7 in. lg	1		FV166002/61	
8	Y3/6145-99-943-4824	CABLE, ELECTRICAL	insulated, 40/0.0076 in., glass braid	A/R			
9	LV6MT4/5935-99-805-2902	PLUG, ELECTRICAL	single contact, straight, 12A	1			
10	NP	HARNESS ASSEMBLY	taillight, 5 ft 9 in. lg	1		FV166002/12	
11	Y3/6145-99-943-4824	CABLE, ELECTRICAL	insulated, 40/0.0076 in., glass braid	A/R			
12	LV6MT4/5935-99-805-2902	PLUG, ELECTRICAL	single contact, straight, 12A	1			
13	NP	HARNESS ASSEMBLY	number plate light, 5ft lg	1		FV166001/57	
14	Y3/6145-99-943-4824	CABLE, ELECTRICAL	insulated, 40/0.0076 in., glass braid	A/R			
15	LV6MT4/5935-99-805-2902	PLUG, ELECTRICAL	single contact, straight, 12A	2			
16	NP	HARNESS ASSEMBLY	number plate light, 6ft lg	1		FV166001/61	
17	Y3/6145-99-943-4824	CABLE, ELECTRICAL	insulated, 40/0.0076 in., glass braid	A/R			
18	LV6MT4/5935-99-805-2902	PLUG, ELECTRICAL	single contact, straight, 12A	2			
19	NP	HARNESS ASSEMBLY	number plate light, 4 ft 2 in. lg	1		FV166002/62	
20	Y3/6145-99-943-4824	CABLE, ELECTRICAL	insulated, 40/0.0076 in., glass braid	A/R			
21	LV6MT4/5935-99-805-2902	PLUG, ELECTRICAL	single contact, straight, 12A	1			
22	NP	HARNESS ASSEMBLY	convoy light, 6 ft 2 in. lg	1		FV166002/63	
23	Y3/6145-99-943-4824	CABLE, ELECTRICAL	insulated, 40/0.0076 in., glass braid	A/R			
24	LV6MT4/5935-99-805-2902	PLUG, ELECTRICAL	single contact, straight, 12A	1			
25	LV6MT4/2590-99-881-2728	CABLE AND CONDUIT ASSEMBLY	taillight	2		FV166135/9	
26	Y3/6145-99-943-4824	CABLE, ELECTRICAL	insulated, 40/0.0076 in., glass braid	A/R			
27	LV6MT4/5935-99-805-2902	PLUG, ELECTRICAL	single contact, straight, 12A	1			
28	LV6MT4/5940-99-943-8569	TERMINAL, LUG	3/16 in.				} Guided missile test equipment trailer only
29	LV6MT4/5975-99-940-1016	CONDUIT, ELECTRICAL FLEXIBLE	braided, 3/8 in.	A/R			
30	LV6MT4/5975-99-805-2703	FERRULE, ELECTRICAL CONDUIT	3/8 in.				
31	LV6MT4/5975-99-805-2697	FERRULE, ELECTRICAL CONDUIT	3/8 in.				
32	LV6MT4/5310-99-805-6457	NUT, PLAIN, KNURLED	Whit form, steel, zinc coated, 0.692 in. x 24tpi				
33	LV6MT4/5935-99-805-0224	INSERT, RESILIENT	syn rubber, 1/2 in. dia x 9/16 in. lg	3		LU860369	
34	LV6MT4/5935-99-805-0220	SOCKET, ELECTRICAL	single contact, straight, 12A	2		LU860363	
35	LV6MT4/5935-99-805-0221	SOCKET, ELECTRICAL	double contact, straight, 12A	8		LU860364	
36	LV9BTR/5340-99-849-1301	STRAP, RETAINING	steel, four cables				
37	LV9BTR/5340-99-849-1311	STRAP, RETAINING	steel, one cable				
38	LV9BTR/5346-99-849-1300	STRAP, RETAINING	steel, type G, one cable				
39	LV9BTR/5340-99-849-1303	STRAP, RETAINING	steel, one cable				
40	LV9BTR/5340-99-849-1305	STRAP, RETAINING	steel, two cables				
41	LV9BTR/5340-99-849-1307	STRAP, RETAINING	steel, three cables				
42	LV9BTR/5940-99-849-1302	CLIP		A/R			
43	G1/5305-99-941-6815	SCREW, MACHINE	BA, steel, hex hd, Cd P, no. 2 x 1/2 in.				
44	G1/5310-99-941-7070	NUT, PLAIN, HEXAGON	BA, steel, Cd P, no. 2				} Cable clips to frame
45	G1/5310-99-941-6653	WASHER, LOCK	steel, single coil, sq sect., 3/16 in.				
46	G1/5310-99-941-7072	WASHER, FLAT	steel, Cd P, 1/4 in.	1			} Cable clip to trailer socket mtg screw

Item No.	Catalogue Number	Item Name	Item Description	No. Off	Plate Ref.	Drawing No.	Remarks
1		TRAILERS - Contd					
2		ELECTRICAL EQUIPMENT - Contd					
3		CABLES AND FITTINGS, MK 3					
4	LV6MT4/2590-99-881-9974	CABLE ASSEMBLY					
		INTERVEHICLE				FV166478/4	
5	Y3/6145-99-102-9174	ELECTRICAL	7 ft - 3 in. lg	1			) Unipren 12
6	Z32/5935-99-117-9230	CABLE, VEHICLE, ELECTRICAL PLUG, ELECTRICAL	12 core, 40/0.0076 in. PVC insulated 0.650 in. dia trailer type, 12 pole, c/w nylon cord	A/R			
7	LV6MT4/5935-99-811-7670	CAP ASSEMBLY	metallic, ext thd, nylon cord	1		FV596887	
8	LV6MT4/5975-99-881-2815	PROTECTIVE SLEEVE, IDENTIFICATION CABLE		1		FV596886	
9	LV6MT4/5975-99-881-2816	SLEEVE, IDENTIFICATION CABLE	plastics, yellow, marked A	)		FV175700/113	
10	LV6MT4/5975-99-881-2817	SLEEVE, IDENTIFICATION CABLE	plastics, yellow, marked B	)		FV175700/114	
11	LV6MT4/5975-99-881-2819	SLEEVE, IDENTIFICATION CABLE	plastics, yellow, marked C	)		FV175700/115	
12	LV6MT4/5975-99-881-2822	SLEEVE, IDENTIFICATION CABLE	plastics, yellow, marked D	)		FV175700/181	
13	LV6MT4/5975-99-881-2812	SLEEVE, IDENTIFICATION CABLE	plastics, yellow, marked E	)		FV175700/261	
14	LV6MT4/5975-99-881-2823	SLEEVE, IDENTIFICATION CABLE	plastics, yellow, marked F	)		FV175700/48	
15	LV6MT4/5975-99-881-2824	SLEEVE, IDENTIFICATION CABLE	plastics, yellow, marked H	)		FV175700/285	
16	LV6MT4/5975-99-881-2825	SLEEVE, IDENTIFICATION CABLE	plastics, yellow, marked J	)		FV175700/286	
17	LV6MT4/5975-99-881-2821	SLEEVE, IDENTIFICATION CABLE	plastics, yellow, marked K	)		FV175700/287	
18	LV6MT4/5975-99-881-2827	SLEEVE, IDENTIFICATION CABLE	plastics, yellow, marked L	)	A/R	FV175700/214	
19	LV6MT4/5975-99-881-2813	SLEEVE, IDENTIFICATION CABLE	plastics, yellow, marked N	)		FV175700/423	
		SLEEVE, IDENTIFICATION CABLE	plastics, yellow, marked spare	)		FV175700/87	) Spare for ) A, F and H ) front ) connector ) block
20	LV6MT4/5975-99-881-2810	SLEEVE, IDENTIFICATION CABLE	plastics, yellow, marked convoy	)		FV175700/7	
21	LV6MT4/5975-99-881-2820	SLEEVE, IDENTIFICATION CABLE	plastics, yellow, marked GR	)		FV175700/186	) For D and ) L front ) connector ) block
22	LV6MT4/5975-99-881-2809	SLEEVE, IDENTIFICATION CABLE	plastics, yellow, marked Tail Lt	)		FV175700/4	
23	LV6MT4/5975-99-881-2811	SLEEVE, IDENTIFICATION CABLE	plastics, yellow, marked auxilliary +	)		FV175700/27	
24	LV6MT4/5975-99-882-0055	SLEEVE, IDENTIFICATION CABLE	plastics, yellow, marked Lh turn Lt	)		FV175700/650	
25	LV6MT4/9905-99-804-4136	BAND IDENTIFICATION	Al, 7/8 in. w x 1 in. lg	)		FV(S)7-2-1	
26	LV6MT4/5340-99-205-6507	BUCKLE STRAP, METALLIC	Al, 9/16 in. x 2-1/2 in. 2 BA	)		FV(S)7-3-1	
27	LV6MT4/5940-99-881-9003	TERMINAL, LUG		2		FV(S)9-2-3	
28	LV6MT4/5940-99-805-1349	TERMINAL, LUG		2		FV(S)9-2-3	
29	LV6MT4/5935-99-805-2902	PLUG, ELECTRICAL	single pole 12 A	10		LU861122	
30	LV6MT4/5935-99-802-6456	CLAMP, TERMINAL CONNECTOR		4		FV229569	
31	LV6MT4/5935-99-805-2874	SOCKET ASSEMBLY		2		FV159941	
32	LV6MT4/5935-99-805-0220	SOCKET, ELECTRICAL	rubber, 1 pole, 12A	9		LU860363	
33	LV6MT4/5935-99-805-0221	SOCKET, ELECTRICAL		5		LU860364	
34	LV6MT4/5935-99-805-0224	INSERT, RESILIENT		8		LU860369	
35	LV6MT4/2590-99-820-5012	WIRING HARNESS	3 leads, 9 ft lg, casing 8 ft lg	1		FV563673/9N	) Front and ) rear ) connector ) blocks
36	LV6MT4/5975-99-812-5070	CONDUIT, ELECTRICAL FLEXIBLE	plastic, 0.473 in. id unshielded	A/R		FV(S)6-84-3	
37	Y3/6145-99-901-2998	CABLE, ELECTRICAL	nyvin 16	A/R			
38	LV6MT4/5340-99-802-1227	BUSHING, RUBBER	neoprene, 0.595 in. od x 0.375 in. lg	2		FV562071	
39	LV6MT4/9905-99-804-4136	BAND, IDENTIFICATION	Al, 7/8 in. w x 1 in. lg	)		FV(S)7-2-1	
40	LV6MT4/5975-99-812-5073	INSULATING, SLEEVE	syn rubber, 9/16 in. id x 1-1/2 in. lg	)	A/R	FV622673	
41	LV6MT4/5340-99-205-6507	BUCKLE, STRAP	Al, 9/16 in. x 2-1/2 in. lg	)		FV(S)7-3-1	
42	LV6MT4/5940-99-881-9003	TERMINAL, LUG	br, tinned, 3/16 in. hole	2		FV(S)9-2-3	
43	LV6MT4/5935-99-805-2902	PLUG, ELECTRICAL	single pole, straight, 12A	12		LU861122	

RESTRICTED

Item No.	Catalogue Number	Item Name	Item Description	No. Off	Plate Ref.	Drawing No.	Remarks
1		TRAILERS - Contd					
2		ELECTRICAL EQUIPMENT - Contd					
3		CABLES AND FITTINGS - Contd					
4	LV6MT4/2590-99-820-5014	WIRING HARNESS	4 leads, 3 ft - 4 in. lg, casing 2 ft - 4 in. lg	1		FV563651/72N	) Rear ) connector ) block to rh ) stop tail ) and turn ) lights
5	LV6MT4/5975-99-881-2901	CONDUIT ELECTRICAL FLEXIBLE	syn rubber, 5/16 in. id, unshielded	A/R		FV(S)6-84-1	
6	Y3/6145-99-901-2998	CABLE, ELECTRICAL	nyvin 16	A/R			
7	LV6MT4/5340-99-881-2217	BUSHING, RUBBER	syn rubber, 0.595 in. od x 0.437 in. lg, 4 holes	2		LU54931752	
8	LV6MT4/5340-99-810-2178	BUSHING, RUBBER	syn rubber, 7/16 in. id x 9/16 in. od x 1-1/2 in. lg	2		FV622672	
9	LV6MT4/5975-99-881-2809	SLEEVE, IDENTIFICATION	plastics, yellow, marked tail light	)		FV175700/4	
10	LV6MT4/5975-99-881-2820	SLEEVE, IDENTIFICATION	plastics, yellow, marked GR	)		FV175700/186	
11	LV6MT4/9905-99-804-4136	BAND, IDENTIFICATION	Al, 7/8 in. w x 1 in. lg	)	A/R	FV(S)7-2-1	
12	LV6MT4/5340-99-205-6507	BUCKLE STRAP, METALLIC	Al, 9/16 in. x 2-1/2 in. lg	)		FV(S)7-3-1	
13	LV6MT4/5940-99-881-9003	TERMINAL, LUG	br, tinned, 3/16 in. hole	2		FV(S)9-2-3	
14	LV6MT4/5935-99-805-2902	PLUG, ELECTRICAL	single pole, straight 12A	3		LU861122	
15	H9/5325-99-942-3464	GROMMET, RUBBER	syn rubber, groove 1 in. od x 0.100 in. w	5			
16	LV6MT4/2590-99-820-5013	WIRING HARNESS	4 leads, 3 ft - 4 in. lg, casing 2 ft - 4 in. lg	1		FV563651/12N	) Rear ) connector ) block ) to lh stop ) tail and ) turn light
17	LV6MT4/5975-99-881-2901	CONDUIT, ELECTRICAL FLEXIBLE	syn rubber, 5/16 in. id, unshielded	A/R		FV(S)6-84-1	
18	Y3/6145-99-901-2998	CABLE, ELECTRICAL	nyvin 16	A/R			
19	LV6MT4/5340-99-881-2217	BUSHING, RUBBER	syn rubber, 0.595 in. od x 0.437 in. lg, 4 holes	2		FV(S)6-83-1	
20	LV6MT4/5340-99-810-2178	BUSHING, RUBBER	syn rubber, 7/16 in. id x 9/16 in. od x 1-1/2 in. lg	2		FV622672	
21	LV6MT4/5975-99-882-0055	SLEEVE, IDENTIFICATION	plastics, yellow, marked lh turn light	A/R		FV175700/650	
22	LV6MT4/5975-99-881-2809	SLEEVE, IDENTIFICATION	plastics, yellow, marked tail light	A/R		FV175700/4	
23	LV6MT4/5975-99-881-2820	SLEEVE, IDENTIFICATION	plastics, yellow, marked GR	A/R		FV175700/186	
24	LV6MT4/9905-99-804-4136	BAND, IDENTIFICATION	Al, 7/8 in. w x 1 in. lg	A/R		FV(S)7-2-1	
25	LV6MT4/5340-99-205-6507	BUCKLE, STRAP, METALLIC	Al, 9/16 in. x 2-1/2 in. lg	A/R		FV(S)7-3-1	
26	LV6MT4/5940-99-881-9003	TERMINAL, LUG	br, tinned, 3/16 in. hole	2		FV(S)9-2-3	
27	LV6MT4/5935-99-805-2902	PLUG, ELECTRICAL	single pole, straight 12A	3		LU861122	
28	LV6MT1/5325-99-942-3497	GROMMET, RUBBER	syn rubber, 1-1/2 in. od groove x 0.100 in. w	5			
29	LV6MT4/5940-99-805-3090	ADAPTOR CLAMP	twin connection	3			
30	LV6MT4/2590-99-820-5016	LEAD AND CONDUIT ASSEMBLY, ELECTRICAL	4 ft - 8 in. lg, casing 4 ft lg	1		FV563654/82N	Terminal block ) Rear ) terminal ) block to ) number plate ) light
31	LV6MT4/2590-99-813-5221	CABLE AND CONDUIT ASSEMBLY	4 ft 8 in. lg	1		FV563654/82N	
32	LV6MT4/5975-99-881-9994	SLEEVE, IDENTIFICATION	plastics, yellow, marked NPL	A/R		FV175700/5	) Rear ) terminal ) block to ) convoy ) light
33	LV6MT4/2590-99-820-5015	LEAD AND CONDUIT ASSEMBLY	1 ft - 4 in. lg, casing 4 in. lg	1		FV563654/2N	
34	LV6MT4/5975-99-881-2810	ELECTRICAL SLEEVE, IDENTIFICATION	plastics, yellow, marked convoy	A/R		FV175700/7	
35	LV6MT4/5975-99-620-2209	SLEEVE, IDENTIFICATION	plastics, yellow, 10 mm id, marked convoy	A/R		FV175706/220	

Item No.	Catalogue Number	Item Name	Item Description	No. Off	Plate Ref.	Drawing No.	Remarks
1		TRAILERS - Contd					
2		ELECTRICAL EQUIPMENT - Contd					
3		CABLES AND FITTINGS - Contd					
4		LEADS ELECTRICAL -					
5	LV6MT4/5975-99-881-2901	CONDUIT,					
6	Y3/6145-99-901-2998	ELECTRICAL,	syn rubber, 5/16 in. id,			FV(S)6-84	
7	LV6MT4/5340-99-881-2217	FLEXIBLE	unshielded	A/R		-1	
8	LV6MT4/5975-99-810-2178	CABLE, ELECTRICAL	nyvin 16	A/R		FV(S)6-83	
9	LV6MT4/5975-99-805-6457	BUSHING, RUBBER	syn rubber, 0.595 in. od x 0.437 in. lg	1		-1	
10	LV6MT4/9905-99-804-4136	BUSHING, RUBBER	syn rubber, 7/16 in. id x 9/16 in. od x 1-1/2 in. lg	1		FV622672	
11	LV6MT4/5340-99-205-6507	NUT, COUPLING,					
12	LV6MT4/5935-99-805-2902	ELECTRICAL					
13	LV6MT4/2590-99-820-5018	CONDUIT		1		FV(S)6-38	
14	LV6MT4/5975-99-625-5443	BAND, IDENTIFI-					
15	LV6MT4/2590-99-820-5019	CATION	Al, 7/8 in. w x 1 in. lg	A/R		FV(S)7-2-	
16	LV6MT4/5975-99-625-5442	BUCKLE STRAP,					
17	LV6MT4/5975-99-881-2901	METALLIC	Al, 9/16 in. x 2-1/2 in. lg	A/R		FV(S)7-3-	
18	Y3/6145-99-901-2998	PLUG, ELECTRICAL	single pole, straight, 12A	1		LU861122	
19	LV6MT4/5340-99-810-2178	WIRING HARNESS	3 ft 2 in. lg, casing 2 ft - 2 in. lg 2 leads	1		FV563655/	)
20	LV6MT4/5975-99-625-5443	SLEEVE, IDENTIFI-	plastics, yellow, 10 mm id	A/R		251N	)
21	LV6MT4/2590-99-820-5019	CATION CABLE	marked rh side light	A/R		FV175700/	)
22	LV6MT4/5975-99-625-5442	WIRING HARNESS	3 ft 2 in. lg, casing, 2 ft - 2 in. lg 2 leads	1		377	)Side lights
23	LV6MT4/5975-99-881-2901	SLEEVE, IDENTIFI-	plastics, yellow, 10 mm id	A/R		FV563655/	)lh and rh
24	Y3/6145-99-901-2998	CATION CABLE	marked lh side light	A/R		71N	)
25	LV6MT4/5340-99-810-2178	HARNESSES -				FV175700/	)
26	LV6MT4/5975-99-625-5442	CONDUIT, ELECTRICAL	syn rubber, 5/16 in. id	A/R		380	)
27	Y3/6145-99-901-2998	FLEXIBLE	unshielded	A/R			
28	LV6MT4/5340-99-810-2178	CABLE, ELECTRICAL	nyvin 16	A/R		FV(S)6-84	
29	LV6MT4/5975-99-625-5443	BUSHING, RUBBER	syn rubber, 7/16 in. id x 9/16 in. od x 1-1/2 in. lg	1		-1	
30	LV6MT4/5340-99-881-2217	BUSHING, RUBBER	syn rubber, 0.595 in. od x 0.437 in. lg	1		FV622672	
31	LV6MT4/5975-99-881-2820	SLEEVE, IDENTIFI-	plastics, yellow, marked GR	A/R		FV(S)6-83	
32	LV6MT4/5975-99-805-6457	NUT, COUPLING,					
33	LV6MT4/9905-99-804-4136	ELECTRICAL					
34	LV6MT4/5340-99-205-6507	CONDUIT					
35	LV6MT4/5940-99-881-9003	BAND IDENTIFICATION	Al, 7/8 in. w x 1 in. lg	A/R		FV(S)7-2-	
36	LV6MT4/5935-99-805-2902	BUCKLE STRAP,					
37	LV6MT4/2590-99-820-5017	METALLIC	Al, 9/16 in. x 2-1/2 in.	A/R		FV(S)7-3-	
38	LV6MT4/5935-99-805-2902	TERMINAL, LUG	br, tinned, 3/16 in. hole	1		1	
39	Y3/6145-99-901-2998	PLUG, ELECTRICAL	single pole, straight, 12A	1		FV(S)9-2-	
40	Y3/6145-99-943-4824	LEAD, ELECTRICAL	terminal eye and solder dipped end	4		3	
41	LV6MT4/5975-99-620-2024	CABLE, ELECTRICAL	nyvin 16	A/R		LU861122	)Earth leads
42	Z42/5975-99-632-5152	CABLE, ELECTRICAL	unipren 12	A/R		FV166011/	)
43	LV6MT4/5940-99-881-9003	SLEEVE, IDENTIFI-	plastics, yellow, marked,	A/R		76N	)
44	Z42/5975-99-947-0584	CATION CABLE	earth	A/R		FV175700/	)
45	LV6MT4/5940-99-881-9003	SLEEVE, IDENTIFI-	plastics, yellow, 2.5 mm id	A/R		41	)
46	LV6MT4/2920-99-882-0039	CATION CABLE	br, tinned, 3/16 in. hole	A/R		FV175700/	)
47	LV6MT4/5310-99-805-6457	TERMINAL, LUG		1		50	)
48	LV6MT4/5940-99-943-8569	ASSEMBLY	sidelight	2		FV(S)9-2-	)
49	LV6MT4/5935-99-805-2902	NUT, PLAIN, KNURLED	Whit form steel, zinc coated, 0.692 in. - 24 pti	2		3	)
50	Z42/5975-99-947-0584	PLUG, ELECTRICAL	3/16 in.	2		FV563555/	)
51	Y3/6145-99-901-2998	CABLE NIPPLE	single pole, straight, 12A	2		24	)
52	LV6MT4/5340-99-881-2217	ELECTRICAL					)Signals
53	Z2/5305-99-999-2522	CABLE, ELECTRICAL	syn rubber	A/R		LU861122	)body
54	Z2/5310-99-100-6553	CABLE, ELECTRICAL	single core, 40/0.0076 in. PVC, glass braid, 0.110 in. dia	A/R			)version
55	Z2/5810-99-120-1598	BUSHING, RUBBER	0.595 in. od x 0.437 in. lg	2			)Contract
56		SCREW, MACHINE	BA, steel, rd hd, Cd P, no. 4 x 1/2 in.	21			)WV7458
57		WASHER, LOCK	BA, steel, Cd P, no. 4	21			)
58		NUT, PLAIN, HEXAGON	BA, steel, Cd P, no. 4	21			)Number
59							)plate turn-
60							)light stop
61							)tail and
62							)side light
63							)to bracket



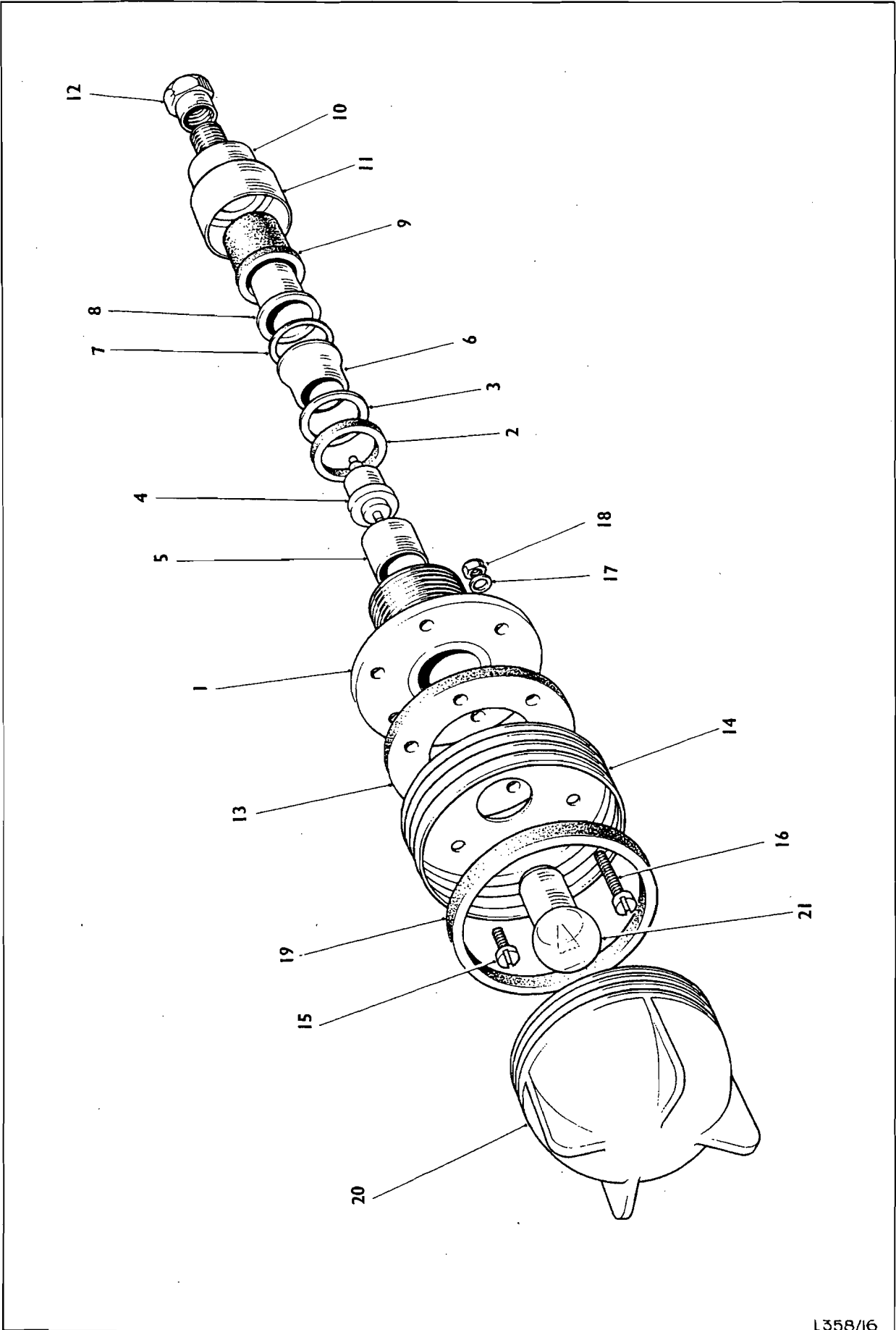
RESTRICTED

Item No.	Catalogue Number	Item Name	Item Description	No. Off	Plate Ref.	Drawing No.	Remarks
1		TRAILERS - Contd					
2		ELECTRICAL EQUIPMENT - Contd					
3		CABLES AND FITTINGS - Contd					
4	Z2/5305-99-999-2533	SCREW, MACHINE	BA, steel, rd hd, Cd P, no. 2 x 5/8 in. lg	18			) Convoy ) light and ) side lights ) to brackets
5	Z2/5305-99-941-6708	SCREW, MACHINE	BA, steel, hex hd, Cd P, no. 2 x 1/2 in. lg	6			) Rear ) terminal ) block
6	Z2/5305-99-120-1622	SCREW, MACHINE	BA, steel, hex hd, Cd P, no. 2 x 3/4 in. lg	1			) Front ) terminal ) block
7	G1/5305-99-121-1662	SCREW, MACHINE	BA, steel, hex hd, Cd P, no. 2 x 1-1/8 in. lg	2			) Terminal
8	G1/5310-99-948-9815	NUT, PLAIN, HEXAGON	BA, steel, lock, Cd P, no. 2	4			) block to ) stirrup ) bracket
9	G1/5305-99-941-0512	SCREW, MACHINE	UNF, steel, hex hd, Cd P, 1/4 in. x 5/8 in. lg	28			) Cable ) clips to ) chassis
10	G1/5310-99-944-0548	WASHER, LOCK	steel, single coil, Cd P, 1/4 in.	32			)
11	G1/5310-99-941-0924	NUT, PLAIN, HEXAGON	UNF, steel, zinc coated, 1/4 in.	29			)
12	G1/5310-99-941-6867	WASHER, FLAT	steel, Cd P, no. 2 BA	5			) Stirrup ) earthing ) point ) terminal ) block bolts
13	G1/5305-99-941-0525	SCREW, MACHINE	UNF, S steel, hex hd, zinc coated, 5/16 in. x 3/4 in. lg	2			) Front ) connector ) block
14	G1/5310-99-944-0549	WASHER, LOCK	steel, single coil, sq sect., 5/16 in.	2			) bracket ) to angle ) bracket
15	G1/5310-99-941-0925	NUT, PLAIN, HEXAGON	UNF, steel, zinc coated, 5/16 in.	2			)
16	G1/5305-99-941-0539	SCREW, MACHINE	UNF, S steel, hex hd, zinc coated, 3/8 in. x 3/4 in. lg	14			) Front and ) rear lh ) and rh
17	G1/5310-99-944-0550	WASHER, LOCK	steel, single coil, sq sect., 3/8 in.	14			) reflector ) brackets
18	G1/5310-99-941-0926	NUT, PLAIN, HEXAGON	UNF, steel, zinc coated, 3/8 in.	14			)
19	Z2/5305-99-101-7646	SCREW, MACHINE	UNF, steel, hex hd, slotted, zinc coated, no. 10 x 1-3/4 in. lg	6			) Cut to ) suit ) 1-1/2 in.
20	G1/5310-99-944-0547	WASHER, LOCK	steel, single coil, sq sect., 3/16 in.	6			) lg Front ) stirrup ) and earth
21	G1/5310-99-941-2419	NUT, PLAIN, HEXAGON	UNF, steel, zinc coated, no. 10	6			) tag to ) connector ) block
22	Z2/5305-99-120-0941	SCREW, MACHINE	UNF, steel, hex hd, zinc coated, no. 10 x 5/8 in. lg	6			)
23	G1/5310-99-915-0503	WASHER, LOCK	steel, single coil, zinc coated, 3/16 in.	6			) White ) reflector
24	G1/5310-99-941-2419	NUT, PLAIN, HEXAGON	UNF, steel, zinc coated, no. 10	6			)
25	G1/5305-99-941-6190	SCREW, MACHINE	UNF, steel, hex hd, zinc coated, no. 10 x 1/2 in. lg	6			) Cable ) clips and ) earthing
26	G1/5310-99-915-0503	WASHER, LOCK	steel, single coil, zinc coated, 3/16 in.	6			) point, ) rear
27	G1/5310-99-941-2419	NUT, PLAIN, HEXAGON	UNF, steel, zinc coated, no. 10	6			)
28	G1/5310-99-941-2419	NUT, PLAIN, HEXAGON	UNF, steel, zinc coated, no. 10	6			)
29	Z2/5305-99-102-2011	SCREW, MACHINE	UNF, steel, pan hd, zinc coated, no. 6 x 1/2 in. lg	6			) Side light ) No. 3 MK 3
30	Z2/5310-99-100-6553	WASHER, LOCK	steel, single coil, Cd P, 5/32 in.	6			)
31	G1/5310-99-946-6526	NUT, PLAIN, HEXAGON	UNF, steel, Cd P, no. 6	6			)

Item No.	Catalogue Number	Item Name	Item Description	No. Off	Plate Ref.	Drawing No.	Remarks
1		TRAILERS - Contd					
2		ELECTRICAL EQUIPMENT -					
3		Contd					
3		CABLES AND FITTINGS -					
4	Z2/5305-99-999-7575	Contd SCREW, MACHINE	UNF, steel, hex hd, slotted, Cd P, no. 10 x 1 in. lg				) Rear ) stirrup ) and earth
5	G1/5310-99-944-0547	WASHER, LOCK	steel, single coil, sq sect., 3/16 in.	2			) tag to ) connector ) block
6	G1/5310-99-941-2419	NUT, PLAIN, HEXAGON	UNF, steel, zinc coated, no. 10	2			)
7	LV6MT4/5975-99-805-3074	ELBOW	90°	1		LU806477	
8	LV6MT4/5340-99-805-0929	CLAMP, LOOP	steel, 1/2 in.	9		LU187083	) Rear light ) bracket, ) convoy ) light ) cable and ) side light ) cable to ) frame ) Jumper ) cable to ) towing ) "A" frame
9	LV6MT4/5340-99-408-0890	CLAMP, LOOP		10			) Number ) plate ) bracket
10	LV6MT4/5340-99-805-0919	CLAMP, LOOP	steel, 1/2 in.	2		LU187048	) J Lucas Ltd
11	LV6MT4/5340-99-828-4174	CLAMP, LOOP		2		51101266	) Rear ) cables th
12	LV6MT4/5340-99-801-0180	CLAMP, LOOP	steel, 0.625 in. w x 1.86 in. lg	3		FV564898	) Cable, ) front ) connector ) block to ) rear ) connector ) block
13	LV6MT4/5340-99-820-5010	CLAMP, LOOP		4		FV564972	

P

TAILLIGHT

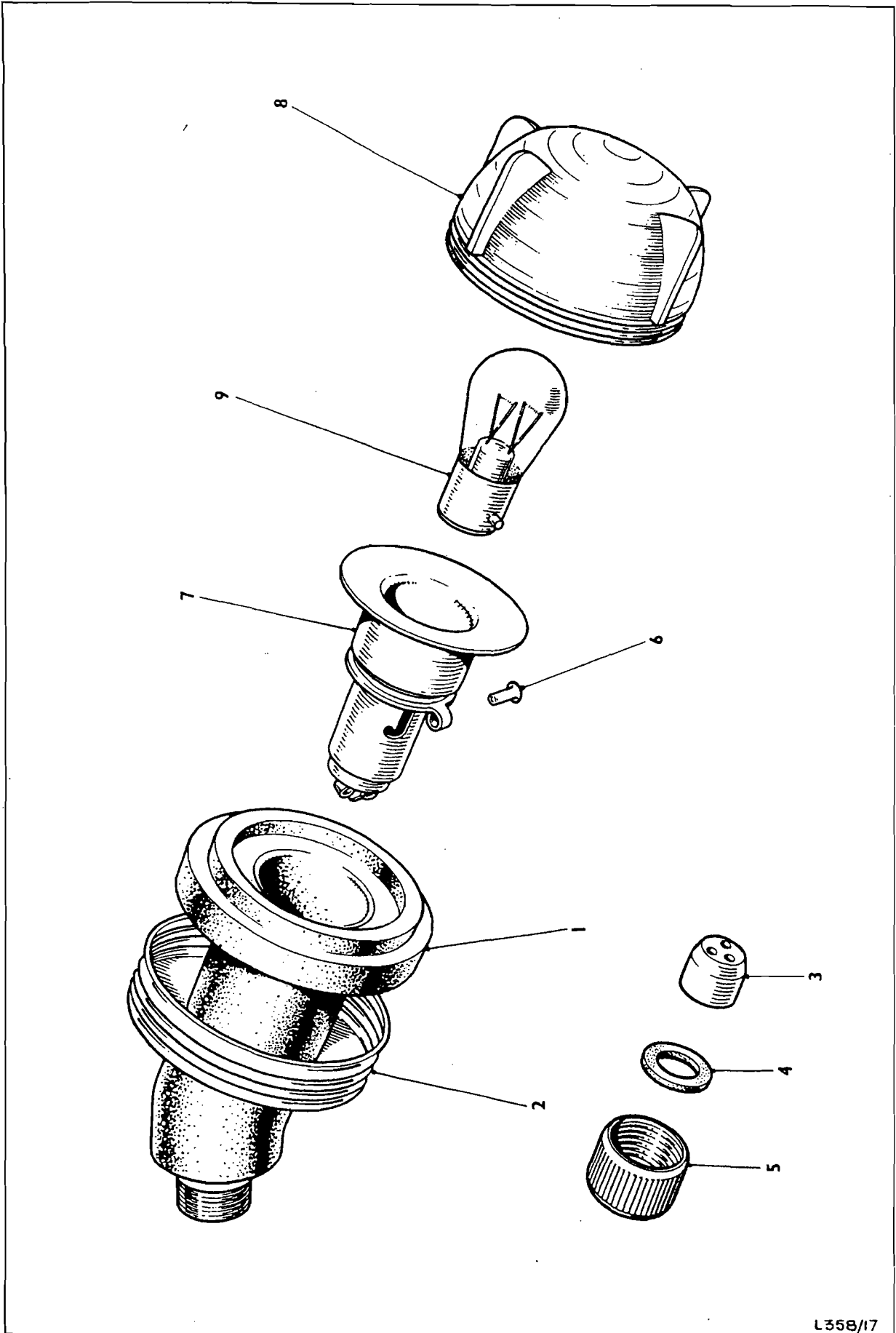


L358/16

Item No.	Catalogue Number	Item Name	Item Description	No. Off	Plate Ref.	Drawing No.	Remarks
1		TRAILERS - Contd				P	
2		ELECTRICAL EQUIPMENT - Contd					
3		LIGHTS AND FITTINGS -					
4	LV6MT3/6220-99-803-3882	TAILLIGHT, VEHICULAR	Mk 1 and Mk 2				
5	LV6MT3/6220-99-803-4208	BUSH AND BACKPLATE ASSEMBLY	no. 2, Mk 2 steel, 0.781 in. id x 2-1/4 in. od	2	1-20	FV381788	) Lucas
6	LV6MT3/5330-99-803-3380	WASHER, NONMETALLIC	rubber, 0.650 in. id x 0.975 in. od x 0.187 in. thk	2	1	LU573046	
7	LV6MT3/6220-99-803-3387	RING, EARTHING	br, 0.656 in. id x 1.0 in. od x 0.156 in. lg	2	2	LU573042	
8	LV6MT3/6220-99-803-3158	FLUNGER, LAMPHOLDER		2	3	LU573066	
9	LV6MT3/5330-99-803-3388	WASHER, NONMETALLIC	rubber, 3/8 in. id x 1 in. od x 3/64 in. thk	2	4	LU552103	
10	LV6MT3/6220-99-803-3429	INSERT, RUBBER	br, 3/8 in. id x 7/8 in. od x 11/16 in. lg	2	7	LU573074	
11	LV6MT3/5340-99-803-3430	BUSHING, RUBBER	0.975 in. od	2	8	LU574189	
12	LV6MT3/5975-99-803-3382	BUSH, ELECTRICAL		2	9	LU574190	
13	LV6MT3/5340-99-803-3874	CONDUCTOR RING, RETAINING	1/4 in. dia steel, 0.957 in. id x 1.362 in. od x 0.593 in. lg	2	10	LU573052	) Cable entry
14	LV6MT3/5975-99-803-3389	BUSH, ELECTRICAL	steel, 1/4 in. id x 29/64 in. od x 1/2 in. lg	2	11	LU573049	
15	LV6MT4/5310-99-805-2690	CONDUCTOR NUT, PLAIN,		2		LU573075	
16	LV6MT3/LU54571333	KNURLED GASKET	Whit form, 1/2 in. x 26tpi taillight, no. 2, Mk 2	2	12	LU445721	) Base to backplate
17	Z2/5305-99-101-0352	MACHINE SCREW	BA, steel, flat fil.hd, zinc coated, no. 4 x 5/16 in.	2	13		
18	Z2/5305-99-941-9196	MACHINE SCREW	BA, steel, flat fil.hd, Cd P, no. 4 x 5/8 in.	6	15		) Taillight to frame
19	Z2/5310-99-941-9448	LOCK WASHER	steel, int, flat, Cd P, no. 4 BA	6	16		
20	G1/5310-99-941-9961	PLAIN NUT		6	17		
21	LV6MT3/LU54571332	HEXAGON GASKET	BA, steel, Cd P, no. 4 taillight, no. 2, Mk 2	6	18		) Lens to base
22	LV6MT3/6220-99-803-3485	STOP-TAIL LENS		2	19		
23	LV6MT3/6240-99-995-2242	LIGHT FILAMENT LAMP	red, no. 3, Mk 1 6V, 6W, SCC, G shape, clear	2	20	LU576204	) Demand to suit
24	LV6MT3/6240-99-995-2245	FILAMENT LAMP	12V, 6W, SCC, G shape, clear	2	21		



# TAIL - STOPLIGHT



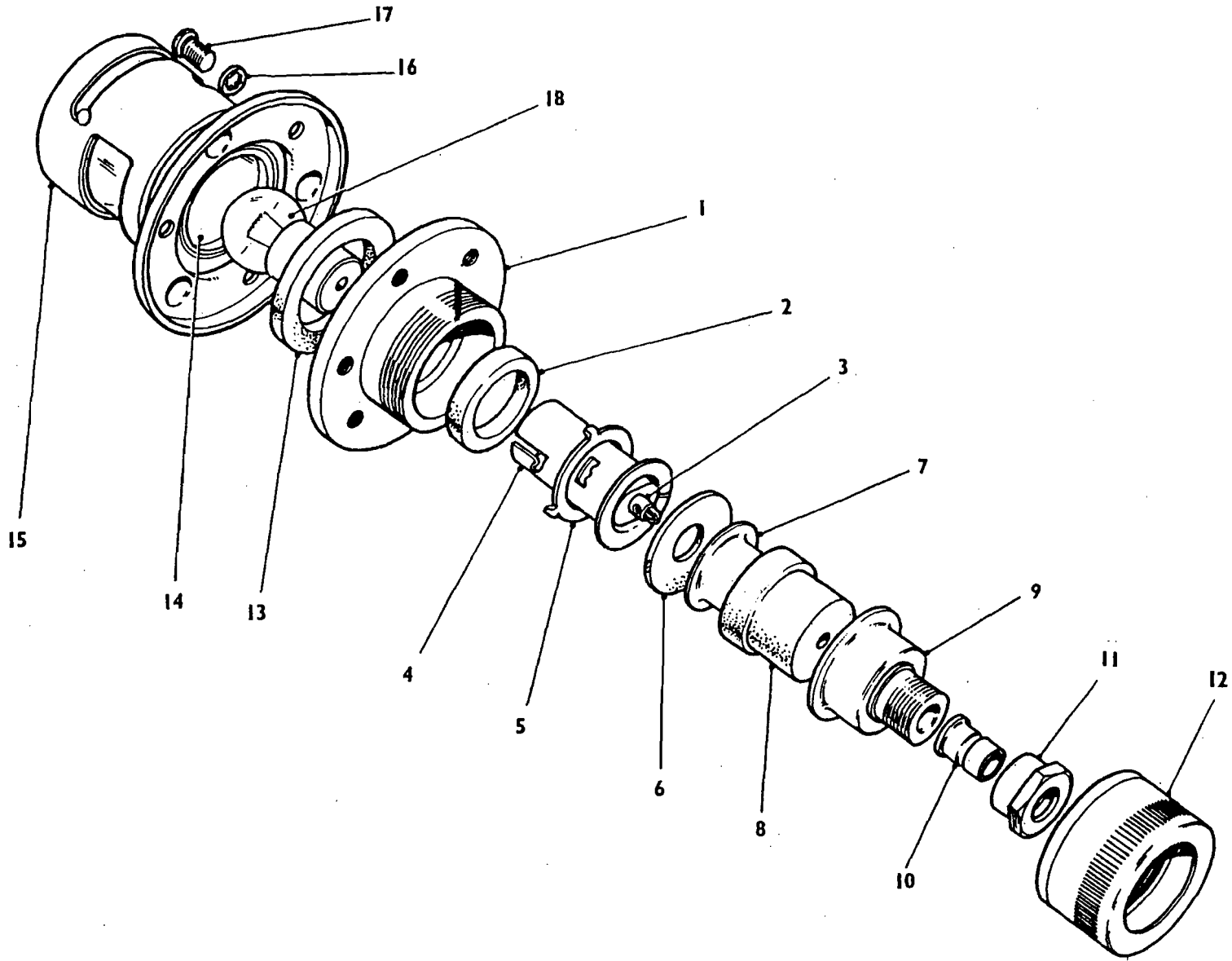
L358/17

Item No.	Catalogue Number	Item Name	Item Description	No. Off	Plate Ref.	Drawing No.	Remarks
1		TRAILERS - Contd.					
2		ELECTRICAL EQUIPMENT - Contd.			Q		
3		LIGHTS AND FITTINGS -					
4	LV6MT3/6220-99-803-2657	TAIL-STOP LIGHT	Mk 1, Mk 2 and Mk 3 no. 3, Mk 1	2	1-8	FV260873	
5	LV6MT4/5340-99-881-2217	BUSHING, RUBBER	syn, 0.595 in. dia x 0.437 in. lg	2	3	LU54931752	
6	LV6MT4/5310-99-805-6455	WASHER, FLAT	br, Cd P, 7/16 in.	4	4		
7	LV6MT4/5310-99-805-6457	NUT, PLAIN, KNURLED	Whit form, steel, 0.692 in. 26tpi	2	5		
8	LV6MT3/5940-99-803-1956	FERRULE, ELECTRICAL CONDUCTOR	br	4	6	LU555910	
9	LV6MT3/6250-99-803-3369	LAMPHOLDER	double contact	2	7	LU572727	
10	LV6MT3/6220-99-803-3485	LENS TAIL-STOP LIGHT	red	2	8	LU576204	
11	X5/6240-99-995-3288	LAMP, FILAMENT	24V, 6/24W, SBC, index pin S shape, clear	2	9		
12	X5/6240-99-995-3296	LAMP, FILAMENT	28V, 7/30W, SBC	2			

R

RESTRICTED

# PANEL LIGHT



RESTRICTED

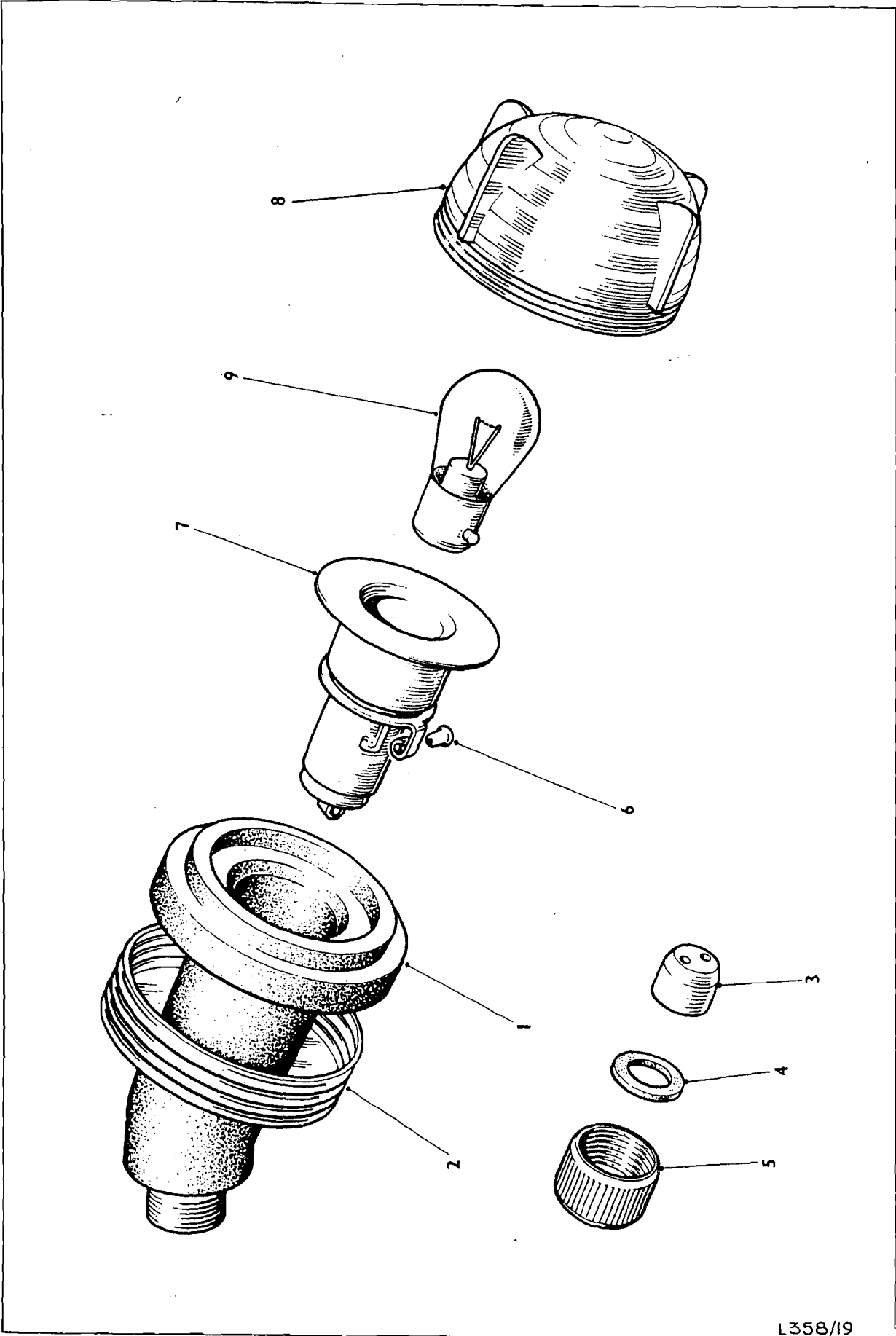
L358/18

Item No.	Catalogue Number	Item Name	Item Description	No. Off	Plate Ref.	Drawing No.	Remarks
1		TRAILERS - Contd					
2		ELECTRICAL EQUIPMENT - Contd			R		
3		LIGHTS AND FITTINGS					
		Mk 1, Mk 2 AND					
		Mk 3 - Contd					
4	LV6MT3/6220-99-803-2620	LIGHT, PANEL, no. 1,					
		Mk 1		2	1-17	FV14933	
5	LV6MT3/6220-99-803-4208	BUSH AND BACKPLATE					
		ASSEMBLY		2	1	LU573046	
6	LV6MT3/5330-99-803-3380	WASHER, NONMETALLIC	rubber, 0.650 in. id x 0.975 in. od x 0.187 in. thk	2	2	LU573042	
7	LV6MT3/6220-99-803-3390	PLUNGER AND SLEEVE,					
		LAMPHOLDER		2	3-4	LU573085	
8	LV6MT3/6220-99-803-3158	PLUNGER,					
		LAMPHOLDER	w/spring and cable contact	2	3	LU552103	
9	LV6MT3/6220-99-803-3387	RING, EARTHING		2	5	LU573066	
10	LV6MT3/5330-99-803-3388	WASHER, NONMETALLIC	syn rubber, 3/8 in. id x 1 in. od x 3/64 in. thk	2	6	LU573074	
11	LV6MT3/6220-99-803-3429	INSERT, RUBBER					
		BUSHING		2	7	LU574189	
12	LV6MT3/5340-99-803-3430	BUSHING, RUBBER		2	8	LU574190	
13	LV6MT3/5975-99-803-3382	BUSH, ELECTRICAL					
		CONDUCTOR		2	9	LU573052	
14	LV6MT3/5975-99-803-3389	BUSH, ELECTRICAL					
		CONDUCTOR		2	10	LU573075	
15	LV6MT3/5310-99-805-2690	NUT, PLAIN,					
		KNURLED		2	11	LU445721	
16	LV6MT3/5340-99-803-3874	RING, RETAINING					
17	LV6MT3/5330-99-803-3383	WASHER, NONMETALLIC	syn rubber, 0.937 in. id x 1.350 in. od x 0.187 in. thk	2	12	LU573049	
18	LV6MT3/6220-99-803-3384	LENS, LIGHT					
19	LV6MT3/6220-99-803-3391	COVER AND LIGHT					
		SHIELD ASSEMBLY		2	13	LU573053	
20	G1/5310-99-941-6642	WASHER, LOCK	steel, single coil,				
			sq sect., BA, no. 4	6	16		
21	Z2/5305-99-120-2004	SCREW, MACHINE	BA, steel, rd hd, Cd P, no. 4 x 5/16 in.	6	17		
22	LV6MT3/6240-99-995-2242	LAMP, FILAMENT	6V, 6W, SCC, clear	2	18		) Demand to suit
23	LV6MT3/6240-99-995-2245	LAMP, FILAMENT	12V, 6W, SCC, clear	2			
24	LV6MT3/6240-99-995-2236	LAMP, FILAMENT	26V, 6W, SCC, clear	2			
25	X5/6240-99-995-9813	LAMP, FILAMENT	28V, 5W, SCC, clear	4		599	
26		REFLECTORS -					
27	LV6MT3/9905-99-803-1651	REFLECTOR, INDICATING,	white	2			) Demand to suit
28	LV6MT3/9905-99-803-1630	REFLECTOR, INDICATING, CLEARANCE	amber	4			
29	LV6MT3/9905-99-942-6893	REFLECTOR, INDICATING, CLEARANCE	red	2			
30	LV6MT1/9905-99-943-7179	SIGN, TRAILER	triangular shape, w/lens	1			)



S

# TURN - SIDELIGHT



L358/19

Item No.	Catalogue Number	Item Name	Item Description	No. Off	Plate Ref.	Drawing No.	Remarks
1							
2		TRAILERS - Contd			S		
3		ELECTRICAL EQUIPMENT -					
4		Contd					
		LIGHTS AND FITTINGS -					
5	LV6MT3/6220-99-803-3704	TURNLIGHT	no. 3, Mk 1	2	1-8	FV260907	
6	LV6MT4/5340-99-881-2217	BUSHING, RUBBER	syn 0.595 in. dia x 0.437 in. lg	2	3	LU54931752	
7	LV6MT4/5310-99-805-6455	WASHER, FLAT	br, Cd P, 0.437 in. id x 0.625 in. od x 0.064 in. thk	2	4		
8	LV6MT4/5310-99-805-6457	NUT, PLAIN, KNURLED	Whit form, steel, 0.692 in. x 24 tpi	2	5		
9	LV6MT3/5940-99-803-1956	FERRULE, ELECTRICAL CONDUCTOR	br	4	6	LU555910	
10	LV6MT3/6250-99-803-3408	LAMPHOLDER	single contact	2	7	LU573285	
11	LV6MT3/6220-99-803-3706	LENS, TURNLIGHT	amber	2	8	LU577588	
12	X5/6240-99-995-3244	LAMP, FILAMENT	24V, 24W, SCC, clear	2	9		
13							
14	LV6MT3/6220-99-803-3873	SIDELIGHT, VEHICLE	no. 3, Mk 3	2	1-8	FV260950	
15	LV6MT4/5340-99-881-2217	BUSHING, RUBBER	syn 0.595 in. x 7/16 in. lg	2	3	LU54931752	)
16	LV6MT4/5310-99-805-6455	WASHER, FLAT	br, Cd P, 0.437 in. id x 0.625 in. od x 0.064 in. thk	2	4		)
17	LV6MT4/5310-99-805-6457	NUT, PLAIN, KNURLED	Whit form, steel, 0.692 in. x 24 tpi	2	5		)
18	LV6MT3/5940-99-803-1956	FERRULE, ELECTRICAL CONDUCTOR	br, 0.375 in. lg	4	6	LU555910	)
19	LV6MT3/6220-99-803-3768	LAMPHOLDER	sidelight, no. 3, Mk 3	2	7	LU576986	)
20	LV6MT3/6250-99-828-8138	LAMPHOLDER		2		54584780	)
21	LV6MT3/6220-99-803-3486	LENS, SIDELIGHT	glass, colourless, 2.500 in. dia	2	8	LU576205	)
22	LV6MT3/6220-99-821-4898	LENS, SIDELIGHT		2		FV694906	)
23	X5/6240-99-995-2236	LAMP, FILAMENT	26V, 6W, SCC	2			)

Item No.	Catalogue Number	Item Name	Item Description	No. Off	Plate Ref.	Drawing No.	Remarks
1		TRAILERS - Contd					
2		CARGO BODIES AND FITTINGS -	Mk 1, Mk 2 and Mk 3				
3		PANELS -					
4	LV9BTR/2510-99-848-8000	HOOK	lashing panel	38		FV7608	)
5	LV6MT13/5340-99-821-1372	CLEAT, ROPE	steel, single horn, 3/18 in. lg, 7/8 in. h, 2 mtg holes				) WSE
6	LV9BTR/2510-99-848-8001	CLEAT	panel	12		M226	)
7	LV6MT13/5340-99-804-7030	CLEAT, ROPE	steel, double horn, 4 in. lg, 1-1/4 in. h, 2 holes 17/64 in. dia	16		FV7609	) WSE
8		RIVET	steel, raised csk hd, 1/4 in. x 3/4 in. lg	8		M19	)
9	LV6MT13/5340-99-825-3026	PACKING PIECE	steel, 1.25 in. sq x 0.128 in. thk, 2 holes 9/32 in. dia	40			) U/wm19
10	G1/5320-99-120-3878	RIVET, SOLID	steel, rd hd, Cd P, 1/4 in. x 5/8 in. lg	8		FV746897	) Hook and
11	G1/5320-99-120-0183	RIVET, SOLID	steel, boss hd, 1/8 in. x 1/2 in. lg	84			) Cleats
12	G1/5320-99-120-0181	RIVET, SOLID	steel, rd hd, 1/8 in. x 1/4 in. lg	3			)
13	LV6MT1/9905-99-815-3704	REFLECTOR	trailer plate, triangular shape	20			)
14	LV9BTR/2510-99-820-6044	RING, LASHING		2		FV(S)21-4	)
15	LV9BTR/5306-99-848-8420	BOLT, HOOK	holding down	12		FV255280	) Holding
16	G1/5310-99-941-0913	NUT, PLAIN, HEXAGON	UNF, steel, zinc coated, 1/4 in.	10		FV255302	) down hooks
17	G1/5310-99-941-0891	NUT, PLAIN, HEXAGON	UNF, steel, lock, zinc coated, 1/4 in.	10			) Holding down hooks
18	G1/5305-99-941-0524	SCREW, MACHINE	UNF, steel, hex hd, zinc coated, 5/16 in. x 5/8 in. lg	4			)
19	G1/5310-99-941-0914	NUT, PLAIN, HEXAGON	UNF, steel, zinc coated, 5/16 in.	4			) Centre support
20	G1/5310-99-941-8386	WASHER, FLAT	steel, zinc coated, 5/16 in.	4			)
21	G1/5310-99-941-6655	WASHER, LOCK	steel, single coil, sq sect., 5/16 in.	4			)
22	LV6MT1/4730-99-801-0904	PLUG, SCREWED	BSP, br, hex hd, 1/2 in. copper and asb, 21.5 mm id x 25.5 mm od x 2.5 mm thk	6			) Drain plug
23	LV6MT1/23399	WASHER	BA, steel, hex hd, Cd P, no. 2 x 3/8 in. lg	6			)
24	Z2/5305-99-914-3456	SCREW, MACHINE	steel, single coil, sq sect., 3/16 in.	4			) Buffer to rear panel
25	G1/5310-99-941-6653	WASHER, LOCK		4			)
26	LV9BTR/9905-99-820-6045	PLATE, REGISTRATION	BA, steel, hex hd, Cd P, no. 2 x 3/8 in. lg	1		FV8065	) Registra- tion number plate
27	Z2/5305-99-914-3456	SCREW, MACHINE	steel, single coil, sq sect., 3/16 in.	6			)
28	G1/5310-99-941-6653	WASHER, LOCK		1		FV255316	)
29	LV6MT13/2540-99-881-2537	COVER, TARPAULIN	UNF, steel, hex, zinc coated, 1/4 in.	10			) Holding down hook
30	G1/5310-99-941-0913	NUT, PLAIN, HEXAGON	UNF, steel, hex, lock, zinc coated, 1/4 in.	10			)
31	G1/5310-99-941-0891	NUT, PLAIN, HEXAGON	UNF, steel, hex hd, zinc coated, 5/16 in. x 5/8 in. lg	2			) Centre support
32	G1/5305-99-941-0524	SCREW, MACHINE	UNF, steel, hex, zinc coated, 5/16 in.	2			)
33	G1/5310-99-941-0914	NUT, PLAIN, HEXAGON	steel, zinc coated, 5/16 in.	2			)
34	G1/5310-99-941-8386	WASHER, FLAT	steel, single coil	2			)
35	G1/5310-99-941-6655	WASHER, LOCK	sq sect., 5/16 in.	2			)
36	LV6MT1/4730-99-801-0904	PLUG, SCREWED	BSP, br, hex hd, 1/2 in. copper and asb, 21.5 mm id x 25.5 mm od x 2.5 mm thk	6			) Drain plug
37	LV6MT1/23399	WASHER	canvas body	1			)
38	LV9BTR/FV11771	COVER	body	6		FV556143	)
39	LV9BTR/5340-99-874-2267	PLUG, DRAIN	copper, 29/32 in.	6			)
40	G1/5310-99-432-7150	WASHER, FLAT	steel, phos, 1/16 in. x 1-3/8 in. lg	6			) Drain plug
41	G1/5315-99-944-0173	PIN, COTTER, SPLIT		2		FV11770	)
42	LV9BTR/2510-99-848-8518	BUFFER RUBBER	steel, single coil, sq sect., Cd P, 3/16 in.	4			) Buffer to frame
43	G1/5310-99-944-0547	WASHER, LOCK	BA, steel, hex hd, Cd P, no. 2 x 3/8 in. lg	4			)
44	Z2/5305-99-941-3456	SCREW, MACHINE	holding down body wearing	10		FV13423	)
45	LV9BTR/5306-99-848-8420	BOLT, HOOK	UNF, steel, zinc coated, 1/4 in.	10			) Hook bolt
46	LV6MT13/5310-99-808-5577	WASHER, FLAT	UNF, steel, lock, zinc coated, 1/4 in.	10			)
47	G1/5310-99-941-0924	NUT, PLAIN, HEXAGON					)
48	G1/5310-99-941-0902	NUT, PLAIN, HEXAGON					)

Item No.	Catalogue Number	Item Name	Item Description	No. Off	Plate Ref.	Drawing No.	Remarks
1							
2	NP	HOMING BEACON INSTALLATION				FV63180	
3	NP	TILT ASSEMBLY		1		FV631989	
4	Z14/5825-99-114-6422	TILT STRUCTURE		1		FV631982	
5	Z14/5825-99-114-6423	CLAMP		6		FV631986	
6	Z14/5825-99-114-6424	COTTER	c/w spring ring, chain and tab	6			
7	Z14/5825-99-114-6480	TILT ASSEMBLY		1		FV631988	
8	NP	TILT COVER		1		FV702431	
9	Z14/5825-99-114-6481	STRAP, WEBBING	1 in. x 8 in. c/w tip and buckle	16			
10	NP	END FLAP		1		FV702432	
11	Z14/5825-99-114-6482	STRAP, WEBBING	1 in. x 11 in., c/w tip	3		FV702432	Item 5
12	Z14/5825-99-114-6483	STRAP, WEBBING	1 in. x 6 in., c/w tip	6		FV702432	Item 6
13	Z14/5825-99-114-6484	STRAP, WEBBING	1 in. x 2 in., c/w tip	9		FV702432	Item 7
14	Z14/5825-99-114-6485	CORD ASSEMBLY	c/w toggle rings, 234 in. lg	1		FV714461	Item 7
15	Z14/5825-99-114-6486	CORD ASSEMBLY	c/w toggle rings, 84 in. lg	1		FV714461	Item 2
16							
17		STOWAGE -					
18	Z14/5825-99-114-6412	BOX, STOWAGE	tripod and clamp joint	1		FV714496	
19	G1/5340-99-114-6413	HINGE, BUTT	steel, 1-1/2 in. x 2 in.	7			
20	Z14/5340-99-114-6414	HANDLE, BAIL		4		G2534	
21	G1/5340-99-114-6613	CATCH, TOGGLE LEVER	steel, c/w hook plate	4			
22	G1/5320-99-135-5192	RIVET	steel, csk hd, 1/8 in. x 5/16 in. lg	24			
23	G1/5320-99-135-5193	RIVET	steel, csk hd, 3/16 in. x 7/16 in. lg	8			
24	Z14/5340-99-117-2706	STRAP UNIT	c/w fittings, 1 in. w x 12 in. lg	1			Microwave detector and Telescope box
25	Z14/5340-99-117-2707	STRAP UNIT	c/w fittings, 1 in. w x 4 in. lg	1			
26	Z14/5825-99-114-6411	BOX, STOWAGE	instruments	1		FV714495	
27	Z14/5825-99-114-6418	STRAP, NYLON	3/4 in. w, c/w hooks and buckle	7			Instrument box
28	Z14/5825-99-114-6417	STRAP, NYLON	1 in. w, c/w br tip	2			Tripod box
29	Z14/5825-99-114-6409	TRAY, BATTERY		1		FV714488	
30	Z14/5825-99-114-6410	LID, BATTERY		1		FV714489	
31	Z19/5310-99-198-5551	NUT, PLAIN, WING	UNC, br, 5/16 in.	2		FV521659	Battery box rod
32	Z14/9905-99-114-6420	LABEL, BATTERY	battery, lid	1		FV714853	
33	Z14/5825-99-114-6415	BRACKET, ANGLE	steel, buffer	1		FV631992	
34	Z14/5825-99-114-6419	BUFFER	rubber, 2 in. dia x 1-3/8 in. lg	1		FV631981	
35	Z14/5825-99-114-6416	SUPPORT FRAME	antenna	1		FV631991	
36	LVGMT1/9905-99-806-1991	PLATE, INSTRUCTION	Al, spreader bar	1		FV488495	
37	Z14/9905-99-114-6421	LABEL	front end	1		FV631981	
38	G1/5305-99-941-1753	SCREW, MACHINE	UNF, steel, csk hd, galv, 1/4 in. x 1-1/4 in. lg	16			
39	G1/5310-99-944-0548	WASHER, LOCK	steel, single coil, sq sect., 1/4 in.	16			
40	G1/5310-99-941-0924	NUT, PLAIN, HEXAGON	UNF, P steel, zinc coated, 1/4 in.	16			Platform assy
41	G1/5310-99-941-0928	NUT, PLAIN, HEXAGON	UNF, P steel, zinc coated, 1/2 in.	8			
42	G1/5310-99-944-0592	WASHER, LOCK	steel, single coil, sq sect., Cd P, 1/2 in.	8			
43	G1/5310-99-941-0516	SCREW, MACHINE	UNF, R steel, hex hd, zinc coated, 1/4 in. x 1-1/4 in. lg	64			Stowage and fittings to platform
44	G1/5310-99-944-0548	WASHER, LOCK	steel, single coil, sq sect., 1/4 in.	64			
45	G1/5310-99-941-8634	WASHER, FLAT	steel, zinc coated, 1/4 in.	46			
46	G1/5310-99-941-0924	NUT, PLAIN, HEXAGON	UNF, P steel, zinc coated, 1/4 in.	64			
47	G1/5310-99-941-0569	SCREW, MACHINE	UNF, R steel, hex hd, zinc coated, 1/2 in. x 1-1/2 in. lg	3			Homing beacon
48	G1/5310-99-944-0553	WASHER, LOCK	steel, single coil, sq sect., 1/2 in.	3			
49		ELECTRICAL EQUIPMENT -					
50	LVGMT4/5945-99-881-9656	RELAY, ARMATURE	24V, 100 A max rating	1		FV714940	
51	Z14/5330-99-114-6495	GASKET	neoprene, 6 in. w x 8 in. lg	1		FV714988	
52	Z42/5975-99-999-5872	CABLE GLAND	straight, 1/4 in. dia	5		FV715002	
53	Z42/5961-99-118-1615	SEMICONDUCTOR DEVICE, DIODE		1		FV714935	
54	Z42/5960-99-037-4867	VALVE, ELECTRONIC		1		FV714936	
55	LVGMT1/5330-99-942-8450	WASHER, SEAL, FLAT	syn rubber/steel, 0.275 in.	1			Dowty
56	LVGMT1/5330-99-943-3483	WASHER, SEAL, FLAT	syn rubber/steel, 0.160 in.	1			
57	Z14/5825-99-114-6425	RELAY BOX		8		FV714982	
58	LVGMT4/6140-99-803-4364	BATTERY, SECONDARY	12 V, 100 A h	2		FV546133	
59	Z42/5975-99-957-1680	ROD, EARTHING	steel, galv, 1-5/8 in. x 36 in.	1		FV521720	

Item No.	Catalogue Number	Item Name	Item Description	No. Off	Plate Ref.	Drawing No.	Remarks
1		HOMING BEACON INSTALLATION -					
2		Contd					
		ELECTRICAL EQUIPMENT -					
		Contd					
3	Z37/5340-99-111-4766	CLAMP, LOOP	steel, 1.343 in. dia	2		FV340524	
4	G1/5310-99-941-8634	WASHER, FLAT	steel, zinc coated, 1/4 in.	2			
5	G1/5310-99-127-9999	NUT, PLAIN, WING	UNF, steel, 1/4 in.	2			
6	Z42/5995-99-114-6426	HARNES		1		FV511586/1	
7	Z42/5995-99-114-6427	HARNES		1		FV511577/1	
8	Z42/5995-99-106-8394	LEAD, ELECTRICAL	socket ends, 50 ft, o/a lg	1		FV561672	
9	Z14/5825-99-114-6487	CLEAT		4		FV521575	
10	G1/5307-99-114-6488	STUD, PLAIN	earthing point	1		FV686914	
11	Z19/5310-99-198-5551	NUT, PLAIN, WING	UNC, br, 5/16 in.	1		FV521659	
12	G1/5310-99-941-8386	WASHER, FLAT	steel, zinc coated, 5/16 in.	1			Earthing point
13	G1/5310-99-101-9926	NUT, PLAIN, HEXAGON	UNF, Cd P, br, 5/16 in.	1			
14	G1/5310-99-944-0549	WASHER, LOCK	steel, single coil,				
			sq sect., 5/16 in.	1			
15	G1/5305-99-941-8894	SCREW, MACHINE	UNF, steel, hex hd, no.10	1			
			x 3/4 in. lg	1			Braiding to frame
16	G1/5310-99-120-4032	WASHER, FLAT	steel, zinc coated, 3/16 in.	1			
17	G1/5310-99-944-0547	WASHER, LOCK	steel, single coil,				
			sq sect., 3/16 in.	1			
18	G1/5310-99-941-2419	NUT, PLAIN, HEXAGON	UNF, steel, zinc coated, no.10	1			
19		CABLES AND FITTINGS -					
20	Y3/6145-99-198-6329	WIRE, ELECTRICAL	162/0.076 in., tinned				
			copper, rubber sheath				
21	Y3/6145-99-945-5075	WIRE, ELECTRICAL	294/0.012 in.tinned copper				
			glass braid		A/R		Unipren 100
22	Y3/6145-99-945-5074	WIRE, ELECTRICAL	120/0.012 in.tinned copper,				
			glass braid				Unipren 50
23	Y3/6145-99-945-5076	WIRE, ELECTRICAL	73/0.012 in.glass braid				Unipren 35
24	Z37/5940-99-881-5337	TERMINAL LUG	br, 3/4 in. w x 2 in. lg x 5/8 in. h	2		FV521719	
25	Z37/5940-99-114-5790	TERMINAL LUG	br, positive	2		FV715022	
26	Z37/5940-99-400-8944	TERMINAL LUG	br, negative	2		FV715021	
27	Z42/5975-99-114-6489	BOOT	neoprene	4		FV580287	
28	Z37/5940-99-114-6743	TERMINAL LUG	copper, 1/4 in. dia hole	1		FV715003	E4 type 1
29	Z37/5940-99-114-6744	TERMINAL LUG	copper, 11/32 in. dia hole	1		FV687030	E4 type 1
30	Z37/5940-99-114-5789	TERMINAL LUG	copper, 7/32 in. dia hole	2		FV686854	E2 type 1
31	Z37/5940-99-114-6001	TERMINAL LUG	copper, 9/32 in. dia hole	9		FV623910	E6 type 1
32	Z37/5940-99-114-6490	FLAG TAG		1		FV715004	
33	Z42/5995-99-114-6428	HARNES ASSEMBLY	generator positive	1		FV511580/1	
34	Z42/5995-99-114-6429	HARNES ASSEMBLY	generator negative	1		FV511581/1	
35	Z42/5995-99-114-6430	HARNES ASSEMBLY	battery negative	1		FV511579/1	
36	Z42/5995-99-114-6431	HARNES ASSEMBLY	battery positive	1		FV511578/1	
37	Y3/5975-99-910-7244	SLEEVE, IDENTIFICATION	2 mm id, yellow, marked D				
38	Y3/5975-99-910-7127	SLEEVE, IDENTIFICATION	2 mm id, yellow, marked A				
39	Y3/5975-99-910-7208	SLEEVE, IDENTIFICATION	4 mm id, yellow, marked A				
40	Y3/5975-99-910-7247	SLEEVE, IDENTIFICATION	4 mm id, yellow, marked D				
41	Y3/5975-99-910-7312	SLEEVE, IDENTIFICATION	4 mm id, yellow, marked 1				
42	Y3/5975-99-910-1401	SLEEVE, IDENTIFICATION	4 mm id, yellow, marked 2				
43	Y3/5975-99-910-1400	SLEEVE, IDENTIFICATION	4 mm id, yellow, marked 3				
44	Y3/5975-99-910-7210	SLEEVE, IDENTIFICATION	7.5 mm id, yellow, marked A				
45	Y3/5975-99-910-7262	SLEEVE, IDENTIFICATION	7.5 mm id, yellow, marked E				
46	Y3/5975-99-910-7288	SLEEVE, IDENTIFICATION	7.5 mm id, yellow, marked C		A/R		
47	Y3/5975-99-910-7379	SLEEVE, IDENTIFICATION	7.5 mm id, yellow, marked N				
48	Y3/5975-99-910-7509	SLEEVE, IDENTIFICATION	7.5 mm id, yellow, marked X				
49	Y3/5975-99-910-7535	SLEEVE, IDENTIFICATION	7.5 mm id, yellow, marked Z				
50	Y3/5975-99-910-7314	SLEEVE, IDENTIFICATION	7.5 mm id, yellow, marked Y				
51	Y3/5975-99-910-9138	SLEEVE, IDENTIFICATION	7.5 mm id, yellow, marked 3				
52	Y3/5975-99-910-9140	SLEEVE, IDENTIFICATION	7.5 mm id, yellow, marked 5				
53	Y3/5975-99-910-9141	SLEEVE, IDENTIFICATION	7.5 mm id, yellow, marked 6				
54	Y3/5975-99-910-7548	SLEEVE, IDENTIFICATION	7.5 mm id, yellow, marked +				
55	Y3/5975-99-910-7561	SLEEVE, IDENTIFICATION	7.5 mm id, yellow, marked -				
56	Z14/5825-99-114-6492	BOX		1		FV714985	
57	Z14/5825-99-114-6493	LID		1		FV714987	
58	Z37/5940-99-114-6491	CABLE, LUG		1		FV715036	
59	LV6MT1/9905-99-901-3287	PLATE, MODIFICATION RECORD	1-3/4 in. x 1-1/8 in. x 20 SWG	1		FV133030	
60	G1/5305-99-136-7620	SCREW DRIVE	steel, Cd P, No. 00 3/8 in. lg	4			
61	Z14/9905-99-114-6494	LABEL	Al, engraved FV714982	1		FV714998	

Item No.	Catalogue Number	Item Name	Item Description	No. Off	Plate Ref.	Drawing No.	Remarks
1		BODY, GUIDED MISSILE TEST					
2		EQUIPMENT					
3		REPAIR PARTS COMMON TO					
4	LV6MT1/5340-99-999-8191	SAGW No. 2 CLIP, SPRING TENSION	steel, 3/8 in. dia of loop, 2 hole fixing, black	5		257	
5	LV6MT6/5330-99-805-8228	RUBBER, SPECIAL SHAPED SECTION	cellular, quadrant section, 0.65 in. w x 0.65 in. h	A/R		FV333099	
6	LV6MT6/5330-99-805-8229	RUBBER STRIP	cellular, 0.62 in. w x 0.50 in. thk				FV333100 J3408
7	LV6MT6/5330-99-881-2404	RUBBER STRIP				FV490438	
8	LV6MT13/1430-99-953-4985	ADAPTOR, AWNING TO CABIN		4		S96/29	
9	LV6MT13/2510-99-808-6159	FELT, STEADIER	rh door rod	1		163 and	
10	LV6MT13/2510-99-881-2365	SPRING, SPINDLE, CONNECTING HANDLE	3 point lock, 2.08 in. door thk, c/w cap	1		164	
11	LV6MT13/2510-99-881-2372	SOCKET, HANDRAIL		2		06011	
12	LV6MT13/2540-99-802-5916	FLOOR COVERING, VINYL	green, 2 mm thk, hessian backed	A/R		245	
13	LV6MT13/2540-99-881-2361	HANDLE, PULL AND BASE	non locking, c/w base	1		PP150 and PP152	
14	LV6MT13/2540-99-881-2364	SPINDLE, MAIN CONNECTING HANDLE	3 point lock, 2.08 in. door thk	1		162	
15	LV6MT13/2540-99-881-2373	BRUSH, CABLE ENTRY FACEPLATE	nylon, 3.5 in. w x 21 in. lg	5		FV436658	
16	LV6MT13/2540-99-881-2377	DOOR, METAL, SWINGING	hyd control panel unit	1		FV436693	
17	LV6MT13/2540-99-881-2379	MOUNTING BRACKET, STEPS		2		FV436763	
18	LV6MT13/2540-99-881-2380	LADDER, VEHICLE BOARDING		1		FV490117	
19	LV6MT13/2540-99-881-2381	EYE, TOWING		4		FV490269	
20	LV6MT13/2540-99-881-2392	DOOR, METAL, SWINGING	cable entry	5		FV436660	
21	LV6MT13/4730-99-915-7962	DOUBLE-ENDED UNION, PIPE, MALE	BSP, Al alloy, 1/4 in.,	1		FV436632	
22	LV6MT13/4730-99-881-2395	OUTLET, OIL	hyd control panel unit	1		FV436697	
23	LV6MT13/4820-99-881-2390	VALVE, STOP CHECK	non return, hyd control panel unit	1		FV436631	
24	LV6MT13/4935-99-881-2375	GASKET	neoprene	1		FV436688	
25	LV6MT13/4935-99-881-2376	GASKET	rubazote	1		FV436689	
26	LV6MT13/5120-99-881-2382	JACK BRACKET	lh	2		FV490414	
27	LV6MT13/5120-99-881-2383	JACK BRACKET	rh	2		FV490415	
28	LV6MT13/5305-99-808-6160	SCREW, GRUB	BSP, br, slot drive, flat point, 3/8 in. x 0.262 in. lg	1		S96/30	
29	LV6MT13/5305-99-808-7729	SCREW, MACHINE	BA, cres, fil. hd, slot drive, no. 2 x 1-1/16 in. lg	1		S96/27	
30	LV6MT13/5315-99-808-0986	PIN, STRAIGHT, HEADLESS	spigot, 7/16 in., connecting rod	1		169	
31	LV6MT13/5315-99-808-9413	STAPLE, HOOD STRAP	iron, 1-1/2 in.	2		10143	
32	LV6MT13/5315-99-881-2363	PIN, STRAIGHT, HEADED	cres, fil. hd, 0.219 in. dia x 1.187 in. lg	1		161	
33	LV6MT13/5325-99-881-2370	STUD, TURNLOCK FASTENER		12		Type A7/50	
34	LV6MT13/5325-99-971-2524	LOCK SPRING, TURNLOCK FASTENER		12		Type S7/ 250	
35	LV6MT13/5325-99-881-2374	HOUSING ASSEMBLY, CABLE TURNBUTTON		4		FV436629	
36	LV6MT13/5325-99-881-2393	RETAINER, DOOR, COMPLETE		5		FV436681	
37	LV6MT13/5340-99-808-0957	HASP AND STAPLE	4-1/2 in. lg	1		6084	
38	LV6MT13/5340-99-808-0963	HINGE, FEMALE SECTION	Al alloy, 1.73 in. w x 0.96 in. h	1	A/R	617	
39	LV6MT13/5340-99-808-0964	HINGE, MALE SECTION	Al alloy, 1.84 in. w x 0.77 in. h	1	A/R	FV376734	
40	LV6MT13/5340-99-808-0965	BRACKET, EYE, ROTATING SHAFT	7/16 in. connecting rod	1		177	
41	LV6MT13/5340-99-808-0987	HINGE, SELF-ALIGNING	2 in. centres, rh	3		236/43/ DP3-4	
42	LV6MT13/5340-99-808-0989	COUPLING, SHAFT, FLEXIBLE	7/16 in. connecting rod	3		166/A	
43	LV6MT13/5340-99-809-6151	LOCK, RIM	type E	1		101E	
44	LV6MT13/5340-99-808-8297	LOCK, RIM	type F	1		101F	
45	LV6MT13/5340-99-809-6167	LOCK, RIM	type H	1		101H	
46	LV6MT13/5340-99-809-6153	LOCK, RIM	T handle key locking mechanism, 1 in. w x 4 in. lg, rh	5		W1142RH	

RESTRICTED

32

Item No.	Catalogue Number	Item Name	Item Description	No. Off	Plate Ref.	Drawing No.	Remarks
1		BODY, GUIDED MISSILE TEST					
2		EQUIPMENT - Contd					
3	LV6MT13/5340-99-809-6154	REPAIR PARTS COMMON TO SAGW No. 2 - Contd LOCK, RIM	T handle key locking mechanism, 1 in. w x 4 in. lg, lh inside, type C	5		W1142LH 170C	
4	LV6MT13/5340-99-809-6171	LEVER, CONTROL, HAND		1		FV436850	
5	LV6MT13/5340-99-881-2317	HANDLE, PAN		1		FV490437	
6	LV6MT13/5340-99-881-2384	TEE KEY, BUDGET LOCK		2		2268	
7	LV6MT13/5340-99-881-2389	BUFFER, RUBBER, ROUND	7/8 in. x 1/2 in.	10			
8	LV6MT13/5340-99-954-1206	STRIKE, CATCH	three point lock, 2.78 in. w x 1.97 in. lg x 1.00in. h	3		FV490411	
9	LV6MT13/5340-99-955-1682	COVER, LOCK	zinc base casting, chromium plated, 1/2 in. id x 1-1/8 in. od x 1-17/64 in. lg	10		16049A 3/7137	
10	LV6MT13/5340-99-960-1593	LATCH, RIM		2			
11	LV6MT13/5340-99-881-2328	ALUMINIUM, SPECIAL SHAPE SECTION		A/R		J46	
12	LV6MT13/9905-99-808-8192	PLATE, DESIGNATION	bodies and superstructure	1		FV130671	
13	Z32/5925-99-117-0954	ISOLATOR, EARTH LEAKAGE	c/w cable and plug	1		FV702900	
14	NP	RELAY PANEL ASSEMBLY		1		FV702910	
15	Z37/5945-99-117-0952	RELAY, SOLENOID	25A max, 250V ac	1		FV686831	
16	Z32/5935-99-114-8497	SOCKET, ELECTRICAL		1		FV653651	
17	X2/5330-99-117-0944	RING, SEALING, TOROIDAL	syn rubber, 16.772in. id x 1/16in. h	1		FV729314	
18	Z32/5935-99-117-0953	PLUG, ELECTRICAL	free, plastics, 5 pole, 40A, 500V ac	1		FV686727 FV698284	
19	Z32/5935-99-114-8866	SOCKET, ELECTRICAL, FIXED		1			
20	LV6MT1/5330-99-942-8450	WASHER, SEAL, FLAT	syn rubber, 0.275in. id	8			
21	Y3/6145-99-111-5624	CABLE, ELECTRICAL	3 conductors	A/R			
22	Z42/5975-99-117-0945	CABLE GLAND	Al, straight, 2in. id x 1-7/8in. lg	1		FV714892	
23	Z37/5945-99-117-0946	RELAY		1		FV686760	
24	Z37/5950-99-117-0948	TRANSFORMER, POWER, STEP- DOWN		1		FV667904	
25	X2/6130-99-117-0947	RECTIFIER		1		OS5351	Arrow
26	LV6MT1/5330-99-942-8451	WASHER, SEAL, FLAT	syn rubber/steel, 0.335/ 0.345in. id	1			
27	Z37/5940-99-956-6411	TERMINAL LUG	copper, 11/32in. hole	3		FV702957	
28	Z1/5330-99-801-6880	SEAL, BOLT	syn rubber, 2.040in. id	1			
29	X2/6130-99-117-0951	RECTIFIER, SEMI-CONDUCTOR	silicon, bridge circuit	1		FV702919	
30	X2/5930-99-110-2224	SWITCH, PUSH	double break, 1A, 440V ac	1			
31	Z37/5940-99-620-1821	TERMINAL LUG	copper, tinned, 3/16in. hole, 1-1/8in. lg	9			
32	Z14/9905-99-620-6310	PLATE, INSTRUCTION	plastic, engraved, 2-1/4in.w x 4in. lg	1		FV750272	
33	F1/5140-99-120-3920	CHEST, TOOL	c/w handle, hasp and staple	1			

Amdt 14887-3

NUMERICAL INDEX  
TO  
CATALOGUE NUMBERS

(NATO. S. C.)



RESTRICTED

NUMERICAL INDEX TO CATALOGUE NUMBERS (NATO SC)

CODE NO 14887

Catalogue No.	Page No.	Catalogue No.	Page No.	Catalogue No.	Page No.	Catalogue No.	Page No.
037-4867	29	201-2241	5	803-4364	29	809-4079	1
102-1802	14	205-6507	19, 20, 21	803-5875	17	809-4083	1
102-9174	17, 19	400-4642	2	803-6925	15	809-4086	1
103-8394	30	400-4758	2	804-4136	19, 20, 21	809-4102	1
110-2224	32	400-6103	8	804-5053	7	809-4385	2
111-4766	30	400-8944	30	804-7030	28	809-6151	31
111-5622	32	406-5888	3	804-8395	11A	809-6153	31
114-5789	30	406-5926	7	805-0039	17	809-6154	32
114-5790	30	406-6176	1	805-0056	17	809-6167	31
114-6001	30	406-6218	16	805-0057	17	809-6171	32
114-6409	29	408-0890	23	805-0058	17	809-6764	33
114-6410	29	526-6569	10A	805-0059	17	809-7176	33
114-6411	29	620-1821	32	805-0060	17	809-7177	33
114-6412	29	620-2024	21	805-0061	17	809-7178	33
114-6414	29	620-2209	20	805-0062	17	809-7179	33
114-6415	29	620-6310	32	805-0120	17	809-7180	33
114-6416	29	625-5442	21	805-0121	17	809-7181	33
114-6417	29	625-5443	21	805-0220	18, 19	809-7182	33
114-6418	29	632-5152	21	805-0221	18, 19	809-7183	33
114-6419	29	800-7289	7, 8	805-0224	18, 19	809-7184	33
114-6420	29	800-9025	7	805-0331	17	809-7185	33
114-6421	29	800-9126	12, 13, 15	805-0919	23	809-7186	33
114-6422	29	801-0180	23	805-0929	22	809-7187	33
114-6423	29	801-0904	28	805-1349	19	809-7188	33
114-6424	29	801-1229	1	805-2690	24, 26	809-9001	33
114-6425	29	801-5453	1	805-2697	18	809-9002	33
114-6426	30	801-6615	10, 10A	805-2703	18	810-0709	10A
114-6427	30	801-6880	32	805-2874	19	810-2178	20, 21
114-6428	30	802-1227	19	805-2877	17	810-2633	5
114-6429	30	802-2085	33	805-2902	19, 20, 21	810-2634	16
114-6430	30	802-2087	33	805-3074	23	810-2535	16
114-6431	30	802-2088	33	805-3090	20	810-2636	16
114-6480	29	802-2089	33	805-3369	5	810-2637	16
114-6481	29	802-2090	33	805-6455	25, 27	810-2638	16
114-6482	29	802-2091	33	805-6457	18, 25, 27	811-7670	19
114-6483	29	802-2092	33	805-8228	31	812-5070	19
114-6484	29	802-2093	33	805-8229	31	812-5073	19
114-6485	29	802-2094	33	805-8262	2	813-5221	20
114-6486	29	802-3697	15	806-1991	29	815-0953	10
114-6487	30	802-5872	7	806-2331	16	815-0954	10, 10A
114-6489	30	802-5873	7	806-2332	16	815-0955	10, 10A
114-6490	30	802-5874	7	806-2333	16	815-0956	10, 10A
114-6491	30	802-5916	31	806-2334	16	815-3076	10, 10A
114-6492	30	802-6456	19	806-2335	16	815-3704	28
114-6493	30	802-7184	33	806-2422	16	817-1733	11A
114-6494	30	802-9315	17	807-0680	16	817-1734	11A
114-6495	29	803-1630	26	808-0957	31	818-1474	10
114-6743	30	803-1651	26	808-0963	31	820-5007	1
114-6744	30	803-1956	25, 27	808-0964	31, 33	820-5008	11A
114-8497	32	803-2620	26	808-0965	31, 33	820-5009	7
114-8866	32	803-2657	25	808-0986	31	820-5010	23
117-0944	32	803-3158	24, 26	808-0987	31	820-5012	19
117-0945	32	803-3369	25	808-0989	31	820-5013	20
117-0946	32	803-3380	24, 26	808-1012	11	820-5014	20
117-0947	32	803-3382	24, 26	808-1013	11	820-5015	20
117-0948	32	803-3383	26	808-5577	28	820-5016	20
117-0951	32	803-3384	26	808-6159	31	820-5017	21
117-0952	32	803-3387	24, 26	808-6160	31	820-5018	21
117-0953	32	803-3388	24, 26	808-7729	31	820-5019	21
117-0954	32	803-3389	24, 26	808-8192	32	820-6042	11
117-2706	29	803-3390	26	808-8297	31	820-6043	11
117-2707	29	803-3391	26	808-8310	11	820-6044	28
117-9230	19	803-3408	27	808-8311	11	820-6045	28
118-1615	29	803-3429	24, 26	808-8312	11	821-1372	28
120-3920	32	803-3430	24, 26	808-8313	11	821-4898	17
136-8324	3	803-3485	24, 26	808-8314	11	822-0055	29
136-8325	?	803-3486	27	808-8315	11	823-7276	2
136-8326	15	803-3704	27	808-9413	31	824-7932	10
136-8327	10	803-3706	27	808-9436	31	824-7933	16
198-5551	29, 30	803-3768	27	809-2504	1	825-0234	10A
198-6329	30	803-3873	27	809-2528	1	825-0235	10A
200-2455	5	803-3874	24, 26	809-2810	1	825-0236	10A
200-2459	3, 5	803-3882	24	809-3576	1	825-0237	10A
200-2486	13	803-4208	24, 26	809-3632	1	825-0238	10A

Amdt 14887-5

NUMERICAL INDEX TO CATALOGUE NUMBERS (NATO SC)

Catalogue No.	Page No.	Catalogue No.	Page No.	Catalogue No.	Page No.	Catalogue No.	Page No.
825-0239	10A	848-9250	3	873-7729	7	881-2819	19
825-0240	10A	848-9251	3	873-7734	14	881-2820	19, 20, 21
825-0241	10A	848-9252	3	873-7735	14	881-2821	19
825-0242	10A	848-9312	1	873-7736	14	881-2822	19
825-3026	28	848-9313	1	874-1212	10, 10A	881-2823	19
825-6112	11	848-9314	1	874-1222	10, 10A	881-2824	19
825-6119	11	848-9315	1	874-1223	10, 10A	881-2825	19
825-6550	11	848-9316	4	874-1224	10	881-2827	19
828-2625	1	848-9317	4	874-2157	7	881-2901	21
828-2626	1	848-9323	4, 6	874-2158	10	881-3356	17
828-4174	23	848-9326	3	874-2160	5	881-5337	30
828-8138	27	848-9355	3	874-2236	8	881-8576	7, 8
829-4327	10	848-9356	3	874-2237	8	881-9003	19, 20, 21
833-6921	10	848-9405	4	874-2249	1	881-9656	29
833-6922	10	848-9406	4	874-2250	10	881-9879	2
836-3511	1	848-9407	4	874-2252	5	881-9974	19
836-3543	2	848-9408	4	874-2253	6	881-9994	20
836-3595	2	848-9409	4	874-2254	5	882-0039	21
836-3596	2	848-9410	4	874-2255	5	882-0055	19, 20
836-3640	2	848-9522	3	874-2256	5	882-0068	2
836-3731	2	848-9523	3	874-2257	7	882-0386	2
836-3763	2	848-9524	3	874-2258	7	882-0879	2
836-4622	2	848-9525	3	874-2259	15	900-7121	33
836-4627	2	848-9526	3	874-2260	15	901-2998	19, 21
836-4722	2	848-9899	3	874-2261	5	901-3287	30
836-4802	2	848-9900	3	874-2262	5	910-1400	30
836-4803	2	848-9935	5	874-2263	10	910-1401	30
836-4860	2	849-0001	3	874-2264	15	910-1402	30
836-4863	2	849-0006	3	874-2265	5	910-7127	30
836-4939	2	849-0007	3	874-2266	5	910-7208	30
845-8129	7	849-0008	3	874-2267	5	910-7210	30
848-1412	1	849-0009	4	874-2268	28	910-7244	30
848-1464	1	849-0363	4	874-2269	11A	910-7247	30
848-1518	1	849-0373	11A	874-2270	11A	910-7262	30
848-1519	1	849-0382	9	874-2271	10, 10A	910-7288	30
848-1901	1	849-0389	9	874-2272	8	910-7312	30
848-1902	1	849-0391	9	874-2273	11A	910-7314	30
848-1903	1	849-0392	11A	874-2274	11	910-7379	30
848-1948	1	849-0393	11A	874-2279	7	910-7509	30
848-1974	1	849-0394	9	881-2217	21, 25, 27	910-7535	30
848-1984	1	849-0396	9	881-2317	32	910-7548	30
848-8000	28	849-0400	9	881-2328	32	910-7561	30
848-8001	28	849-0401	9	881-2361	31	910-7648	1
848-8002	11	849-0402	9	881-2363	31	910-7652	1
848-8020	9	849-0403	9	881-2364	31	910-8192	11
848-8043	12, 13	849-0426	9	881-2365	31	910-8194	11
848-8044	12, 13	849-0502	9	881-2370	31	910-9138	30
848-8046	7	849-0503	13	881-2372	31	910-9140	30
848-8047	7	849-0504	13, 15	881-2373	31	910-9141	30
848-8048	7	849-0505	12, 13, 15	881-2374	31	915-7962	31
848-8049	7	849-0506	12, 13, 15	881-2375	31	923-8540	10A
848-8050	7	849-0507	13, 15	881-2376	31	940-1016	18
848-8132	11B	849-0508	13, 15	881-2377	31	941-0908	10
848-8133	11B	849-0509	12	881-2379	31	942-3464	20
848-8193	7	849-0510	12	881-2380	31	942-3497	20
848-8194	7	849-0595	12	881-2381	31	942-6893	26
848-8420	28	849-0604	12	881-2382	31	942-7808	11
848-8518	28	849-0801	12	881-2383	31	942-8084	4
848-9221	4, 5, 6	849-1300	9	881-2384	32	942-8125	3, 5
848-9224	4, 5, 6	849-1301	18	881-2389	32	942-8450	29, 32
848-9228	5	849-1302	18	881-2390	31	942-8451	32
848-9230	5	849-1303	18	881-2392	31	942-8452	10A
848-9232	4, 5	849-1305	18	881-2393	31	943-0177	10, 10A
848-9233	4, 5	849-1307	18	881-2395	31	943-3483	29
848-9234	4, 5	849-1311	18	881-2404	31	943-4824	17, 18, 21
848-9235	4, 5	849-1317	18	881-2537	28	943-8569	17, 18, 21
848-9239	5	849-1352	11B	881-2728	18	943-9271	11
848-9243	3	849-1605	17	881-2809	19, 20	943-9374	10, 10A
848-9244	5	849-1606	9	881-2810	19, 20	943-9375	1
848-9245	3	849-1607	9	881-2811	19	945-5074	30
848-9246	3	849-1608	9	881-2812	19	945-5075	30
848-9247	3	866-2624	9	881-2813	19	945-5076	30
848-9248	3	867-5708	11A	881-2815	19	947-0568	1
848-9249	3	873-2249	11	881-2816	19	947-0584	21
			1	881-2817	19	950-1057	1

RESTRICTED  
 NUMERICAL INDEX TO CATALOGUE NUMBERS (NATO SC)

Catalogue No.	Page No.	Catalogue No.	Page No.	Catalogue No.	Page No.	Catalogue No.	Page No.
953-4985	31						
954-1206	32						
955-1682	32						
956-6411	32						
957-1680	29						
960-1593	32						
960-4595	17						
971-2524	31						
995-2236	26,27						
995-2242	24,26						
995-2245	24,26						
995-3244	27						
995-3288	25						
995-3296	25						
995-9813	26						
999-5872	29						
999-8191	31						

Amdt 14887-5

# NUMERICAL INDEX TO PART NUMBERS

In the numerical sequence of Part No. column of this Index all letters, dashes, oblique strokes and suffixes are disregarded when arranging the sequence of numbers in the column.

Examples - SS/EAR1-1 read as 11  
K/5-L-1 read as 51  
SM/2025/FG read as 2025  
K1-86-GB19 read as 18619

RESTRICTED

NUMERICAL INDEX TO PART NUMBERS

CODE NO 14887

Part No.	Page No.	Part No.	Page No.	Part No.	Page No.	Part No.	Page No.
GS1A	10	S96/29	31	GB42078	2	FV333100	31
M19	28	S96/30	31	GB42702C	2	FV337708	11
J46	32	06011	31	GB42705	2	FV340524	30
GB67	2	10143	31	GB42706	2	FV367266	10
101E	31	FV11503	11A	GB43585	2	FV367270	10, 10A
101F	31	FV11504	11A	530L/65	7	FV367277	3
101H	31	FV11505	11A	FV63180	29	FV376734	31, 33
PP150	31	FV11512	9	72168	15	FV376735	31, 33
161	31	FV11513	9	FV108614	4	FV381788	24
162	31	FV11517	9	FV108615	4	FV392961	7
163	31	FV11534	9	FV108616	4	FV392962	11A
16-B3	1	FV11535	9	FV108619	4	FV392995	11A
166/A	31	FV11536	9	FV108620	4	FV424209	10, 10A
169	31	FV11537	9	FV108621	4	FV424210	10
170C	32	FV11546	3	FV109233	7	FV424211	10, 10A
177	31	FV11548	3	FV109247	11B	FV436629	31
M226	28	FV11549	3	FV109248	11B	FV436631	31
245	31	FV11555	4	FV109250	11B	FV436632	31
257	31	FV11557	4	FV109251	11B	FV436658	31
GB535	2	FV11562	11	FV130573	33	FV436660	31
599	26	FV11566	12, 13	FV130670	11A	FV436681	31
617	31	FV11573	12, 13	FV130671	32	FV436688	31
A7/50	31	FV11574	13	FV131185	1	FV436689	31
W1142RH	31	FV11579	13, 15	FV133030	30	FV436693	31
SP1334	2	FV11582	12, 15, 16	FV137184	12	FV436697	31
SP1335	2	FV11583	16	FV137185	12	FV436763	31
GB1404C	2	FV11584	12, 13, 15	FV137827	12	FV435850	32
A1601	7	FV11587	13, 15	FV137828	12	LU445721	24, 26
1603	18	FV11588	13, 15	PP150/PP152	31	FV474033	33
P1603	7	FV11642	7	FV157951	17	FV488495	29
A/1755/A	7	FV11647	7	FV159941	19	FV489521	14
FVRDE2064	17	FV11652	7	163/164	31	FV490117	31
2268	32	FV11653	7	FV183131	7	FV490269	31
GB2501	2	FV11654	7	FV183324	7	FV490411	32
C2534	29	FV11770	28	FV183468	9	FV490414	31
GB2841	2	FV12051	1	FV183469	9	FV490415	31
WR3168	17	FV12062	1	FV183470	9	FV490437	32
J3408	31	FV12066	1	FV183471	9	FV490438	31
5T/120	2	FV12069	1	FV183479	9	FV490931	10
OS5351	32	FV12083	4	FV183483	3	FV490938	5
6084	31	FV12085	4	FV183484	3	FV490974	10
S7/250	31	FV12086	4	FV183485	3	FV490997	10, 10A
P7354	7, 8	FV12087	4	FV183486	3	FV490998	10, 10A
FV7608	28	FV12109	4, 6	FV183487	3	FV490999	10, 10A
FV7609	28	FV12427	12	LU187048	23	FV491002	10, 10A
FV7611	11	FV12431	12	LU187083	22	FV491009	5
FV7617	11A	FV12435	12	WR/2132/10	17	FV491056	10
FV7741	9	FV12496	3	FV239787	11B	FV491057	10
FV7776	9	FV12782	3	FV239793	11B	FV499442	11A
FV7864	4, 5, 6	FV12784	3	FV239852	3	FV502632	17
FV7867	4, 5, 6	FV13423	28	FV239854	3	FV512562	8
FV7900	5	FV14350	1	FV241808	5	FV512563	8
FV7907	5	FV14355	1	FV255251	11	FV520109	14
FV7909	4, 5	FV14356	1	FV255257	17	FV520110	14
FV7910	4, 5	FV14361	1	FV255280	28	FV520208	14
FV7911	4, 5	FV14365	1	FV255302	28	FV520209	14
FV7912	4, 5	GB14818	2	FV255316	28	FV520210	14
FV7924	5	FV14933	26	FV260873	25	FV521575	30
FV7926	3, 5	FV15301	1	FV260950	27	FV521659	29, 30
FV7941	3	FV15302	1	FV260957	27	FV521719	30
FV7943	5	FV15524	1	FV296435	1	FV521720	29
FV7947	3	FV15761	1	FV308524	11	FV546133	29
FV7948	3	16049A	32	FV314466	5	LU552103	24, 26
FV7950	3	WR/2132/1	17	FV332151	11	LU555910	25, 27
FV7951	3	WR/2132/2	17	FV332157	11	FV556062	1
FV7952	3	WR/2132/3	17	FV332159	11	FV556069	10
FV7953	3	WR/2132/4	17	FV332160	11	FV556070	10
FV7954	3	WR/2132/5	17	FV332162	11	FV556075	5
FV7963	3	WR/2132/6	17	FV332163	11	FV556076	6
FV7964	3	3/7137	32	FV332164	11	FV556077	5
FV8053	9	GB39757	2	FV332165	11	FV556078	5
FV8065	28	GB40038	2	FV332175	11	FV556079	5
FV8363	9	GB42073	2	FV332177	11	FV556081	5
FV8589	9	GB42074	2	FV332178	11	FV556082	7
S96/27	31	GB42077C	2	FV333099	31	FV556083	7

Amdt 14887-5

x

RESTRICTED

RESTRICTED  
NUMERICAL INDEX TO PART NUMBERS

CODE NO 14

Part No.	Page No.	Part No.	Page No.	Part No.	Page No.	Part No.	Page No.
FV556097	15	LU576986	27	FV746871	10A	FV175700/285	19
FV556098	15	LU577588	27	FV746872	10A	FV175700/286	19
FV556100	15	FV580287	30	FV746873	10A	FV175700/287	19
FV556109	5	FV596886	19	FV746874	10A	FV175700/377	21
FV556110	5	FV596887	19	FV746891	16	FV175700/380	21
FV556111	5	FV607330	1	FV746893	16	FV175700/423	19
FV556112	10	FV620929	16	FV746894	16	FV175700/650	19, 20
FV556113	15	FV620966	16	FV746897	28	FV175706/220	20
FV556128	5	FV620967	16	FV750272	32	FV563655/251N	21
FV556129	5	FV620980	16	FV770408	10A	100-0003-0500	10A
FV556143	28	FV620982	16	LU806417	23	120-0101-0220	10A
FV556149	11A	FV620983	16	LU815248	17	205-0012-0001	10A
FV556150	11A	FV620986	16	LU860363	18	234-0012-0001	10A
FV556203	7	FV621101	11	LU860364	18, 19	900-0500-0002	10A
FV556218	7	FV622672	20, 21	LU860369	18, 19	900-0500-0003	10A
FV556219	7	FV622673	19	LU861122	19, 20, 21	900-0500-0007	10A
FV556222	10, 10A	FV623910	30	FV862146	10		
FV556223	8	FV631220	16	FV862147	10		
FV556226	11A	FV631223	11	SB/B1548432	33		
FV556299	16	FV631224	11	FV166001/7	17		
FV556300	16	FV631228	11	FV166135/9	18		
FV556399	11	FV631509	16	FV166478/4	19		
FV556400	11	FV631514	16	FV166478/5	17		
FV556431	10A	FV631981	29	FV175700/4	19, 20		
FV561672	30	FV631982	29	FV175700/5	20		
FV562071	19	FV631986	29	FV175700/7	19, 20		
FV564898	23	FV631988	29	236/43/DP34	31		
FV564972	23	FV631989	29	FV511577/1	30		
FV567233	10	FV631991	29	FV511578/1	30		
LU572727	25	FV631992	29	FV511579/1	30		
LU573042	24, 26	FV653651	32	FV511580/1	30		
LU573046	24, 26	FV654591	16	FV511581/1	30		
LU573049	24, 26	FV666320	10	FV511586/1	30		
LU573052	24, 26	FV667904	32	FV563654/2N	20		
LU573053	26	FV686727	32	FV563673/9N	19		
LU573055	26	FV686760	32	900-0500	10A		
LU573066	24, 26	FV686831	32	FV166001/57	18		
LU573074	24, 26	FV686854	30	FV166001/61	18		
LU573075	24, 26	FV687030	30	FV166001/62	18		
LU573085	26	FV694906	27	FV166001/63	18		
LU573089	26	FV698284	32	FV166002/12	18		
LU573285	27	FV702431	29	FV166002/60	18		
LU574189	24, 26	FV702432	29	FV166002/61	18		
LU574190	24, 26	FV702900	32	FV166002/62	18		
FV575016	33	FV702910	32	FV166002/63	18		
FV575022	33	FV702919	32	FV166011/76N	21		
FV575023	33	FV702921	32	FV175700/27	19		
FV575029	33	FV702957	32	FV175700/41	21		
FV575030	33	FV714461	29	FV175700/48	19		
FV575034	33	FV714488	29	FV175700/50	21		
FV575035	33	FV714489	29	FV175700/87	19		
FV575036	33	FV714495	29	51101266	23		
FV575044	33	FV714496	29	54584780	27		
FV575049	33	FV714853	29	LU54931752	20, 25, 27		
FV575050	33	FV714892	32	FV563555/24	21		
FV575051	33	FV714935	29	FV563651/12N	20		
FV575055	33	FV714936	29	FV563651/72N	20		
FV575057	33	FV714940	29	FV563654/82N	20		
FV575070	33	FV714982	29	FV563655/71N	21		
FV575071	33	FV714985	30	64029960FL	2		
FV575072	33	FV714987	30	64029962FL	2		
FV575078	33	FV714988	29	64224703	2		
FV575079	33	FV714998	30	64224706	2		
FV575080	33	FV715002	29	64225129	2		
FV575081	33	FV715003	30	64273878	2		
FV575082	33	FV715004	30	64273879	2		
FV575083	33	FV715021	30	64275193	2		
FV575084	33	FV715022	30	64937596PH	2		
FV575085	33	FV715036	30	FV175700/113	19		
FV575087	33	FV729314	32	FV175700/114	19		
FV575088	33	FV746801	11A	FV175700/115	19		
FV575089	33	FV746806	11A	FV175700/181	19		
FV575090	33	FV746827	15	FV175700/186	19, 20, 21		
FV576204	24, 25	FV746828	1	FV175700/214	19		
LU576205	27	FV746870	10A	FV175700/261	19		